

March 8, 2022

Ivanhoe Mines issues fourth quarter and annual 2021 financial results, as well as review of mine construction and exploration activities



Kamoa-Kakula copper joint venture in the Democratic Republic of Congo sold 53,165 tonnes of payable copper and recognized revenue of \$488.5 million in Q4 2021



Kamoa-Kakula recorded operating profit of \$198.9 million and an EBITDA of \$357.6 million for the fourth quarter



Kamoa-Kakula's cost of sales total \$1.12 per pound of payable copper in Q4 2021, with C1 cash costs of \$1.28 per pound



Kamoa-Kakula's Phase 2 expansion on track to begin operations in April 2022, doubling the size of the mine's concentrator plant



Kamoa-Kakula positioned to be the world's fourth largest copper producer by Q2 2023, with projected annual copper output of more than 450,000 tonnes



Construction of Ivanhoe's Tier-One Platreef palladium, rhodium, nickel, platinum, copper and gold project in South Africa advancing to first production in Q3 2024



New agreement signed to return the ultra-high-grade Kipushi Mine in the Democratic Republic of Congo to commercial production

TORONTO, CANADA – Ivanhoe Mines (TSX: IVN; OTCQX: IVPAF) today announced its financial results for the year ended December 31, 2021. Ivanhoe Mines is a leading Canadian mining company developing and expanding its four principal mining and exploration projects in Southern Africa: the Kamoa-Kakula copper mining complex in the Democratic Republic of Congo (DRC) that began commercial operations in July 2021; the Platreef palladium, rhodium, nickel, platinum, copper and gold discovery in South Africa; the historic Kipushi zinc-copper-lead-germanium mine in the DRC; and

the expansive exploration program for new copper discoveries on Ivanhoe's Western Foreland exploration licences, near Kamoakakula. All figures are in U.S. dollars unless otherwise stated.

HIGHLIGHTS

- Ivanhoe Mines recorded a profit of \$48.2 million for Q4 2021, compared to a loss of \$10.9 million for the same period in 2020. Ivanhoe Mines' share of profit from the Kamoakakula copper joint venture (Kamoakakula Holding) and finance income of \$103.9 million were the principal contributors to the profit recorded in the fourth quarter.
- The Kamoakakula Mining Complex produced 54,481 tonnes of copper in concentrate in Q4 2021, compared to 41,545 tonnes produced in Q3 2021.
- Kamoakakula produced a total of 105,884 tonnes of copper in concentrate in 2021, significantly exceeding the initial 2021 production guidance range of 80,000 to 95,000 tonnes, as well as the increased guidance of 92,500 to 100,000 tonnes for 2021.
- Kamoakakula's copper recoveries increased from an average of 81% in July 2021 to a record of 88.5% in December 2021. The Phase 1, steady-state-design copper recovery is approximately 86%, depending on ore feed grade.
- During Q4 2021, Kamoakakula sold 53,165 tonnes of payable copper and recognized revenue of \$488.5 million, with operating profit of \$198.9 million and EBITDA of \$357.6 million.
- Kamoakakula's cost of sales per pound (lb) of payable copper sold was \$1.12/lb for Q4 2021, while cash costs (C1) per pound of payable copper produced totalled \$1.28/lb; compared to \$1.08/lb and \$1.37/lb in Q3 2021, respectively. Cash costs are expected to continue to trend down as the Phase 2 concentrator plant is commissioned and the mine's fixed operating costs are spread over increased copper production.
- Kamoakakula's Phase 2 concentrator plant is on track to begin operations in April 2022, which will see a doubling of Kamoakakula's nameplate milling capacity throughput to 7.6 million tonnes of ore per annum (Mtpa).
- A de-bottlenecking program is underway to expand processing capacity of the Phase 1 and Phase 2 concentrators by 21%, to a combined total of 9.2 million tonnes of ore per year. The de-bottlenecking program is projected to boost copper production from Kamoakakula's first two phases to more than 450,000 tonnes per year by Q2 2023, positioning Kamoakakula as the world's fourth largest copper producer.
- Ivanhoe Mines has a strong balance sheet with cash and cash equivalents of \$608.2 million as at December 31, 2021, and expects that the majority of Kamoakakula's expansion capital expenditures on Phase 2 and Phase 3 will be funded from copper sales and project facilities already in place. Based on current market conditions, it is expected that Ivanhoe Mines will start to receive shareholder loan repayments from Kamoakakula in 2022.

- During Q4 2021, Ivanhoe continued its copper exploration program on its Western Foreland licences that cover approximately 2,550 square kilometres in close proximity to Kamo-Kakula. An extensive drilling program is planned for 2022, commencing with the onset of the dry season in the DRC, which will build upon Ivanhoe Mines' 2021 work program that was focused on airborne and ground-based geophysics, soil sampling and road construction.
- Exploration models that successfully led to the discoveries of Kakula, Kakula West, and the Kamo North Bonanza Zone on the Kamo-Kakula joint-venture mining licence are being applied to the extensive Western Foreland land package by the team of exploration geologists responsible for the previous discoveries.
- In December 2021, the Platreef Project secured a \$200-million gold stream financing and additional \$100-million palladium and platinum stream financing, with the first repayment of \$75 million received in December 2021.
- In February 2022, Ivanhoe Mines announced the outstanding results of a new independent feasibility study for the Platreef Project that builds on the alternate scenario to expedite production, based on a steady-state production rate of 5.2 Mtpa, confirming the viability of a new phased-development pathway to fast-track Platreef into production in Q3 2024.
- Platreef feasibility study's sensitivity analysis at current metal prices of approximately \$1,121/oz platinum, \$2,979/oz palladium, \$22,200/oz rhodium, \$1,995/oz gold, \$4.84/lb copper and \$13.12/lb nickel (March 7, 2022), results in an after-tax NPV8% of \$5.1 billion with an after-tax real IRR of 33%.
- In February 2022, Ivanhoe Mines and Gécamines signed a new agreement to return the ultra-high-grade Kipushi Mine back to commercial production.
- In February 2022, Ivanhoe Mines announced the positive findings of an independent feasibility study for the planned resumption of commercial production at Kipushi based on a two-year construction timeline. Kipushi feasibility study's sensitivity analysis at current zinc prices of approximately \$1.84/lb (March 7, 2022), results in an after-tax NPV8% of \$3.0 billion with an after-tax real IRR of 86%.
- At the end of 2021, Kamo-Kakula had reached 2.7 million work hours free of a lost-time injury, Kipushi had reached approximately 4.0 million work hours free of a lost-time injury, and Platreef had reached 677,450 work hours free of a lost-time injury.

Principal projects and review of activities

1. Kamo-Kakula Mining Complex

39.6%-owned by Ivanhoe Mines
Democratic Republic of Congo

The Kamo-Kakula Mining Complex, a joint venture between Ivanhoe Mines and Zijin Mining, has been independently ranked as the world's fourth-largest copper deposit by international mining consultant Wood Mackenzie. The project is approximately 25 kilometres west of the

town of Kolwezi and about 270 kilometres west of Lubumbashi. Kamo-Kakula began producing copper in May 2021 and achieved commercial production on July 1, 2021.

Ivanhoe sold a 49.5% share interest in Kamo Holding Limited (Kamo Holding) to Zijin Mining and a 1% share interest in Kamo Holding to privately owned Crystal River in December 2015. Kamo Holding holds an 80% interest in the project. Since the conclusion of the Zijin transaction, each shareholder has been required to fund expenditures at Kamo-Kakula in an amount equivalent to its proportionate shareholding interest. Ivanhoe and Zijin Mining each hold an indirect 39.6% interest in the Kamo-Kakula Mining Complex, Crystal River holds an indirect 0.8% interest and the DRC government holds a direct 20% interest.

Kamo-Kakula's Phase 1 and Phase 2 concentrator plants at dusk.



Health and safety at Kamo-Kakula

At the end of December 2021, Kamo-Kakula reached 2,696,794 work hours free of a lost-time injury. One lost-time injury occurred in Q4 2021. The project continues to strive toward its workplace objective of zero harm to all employees and contractors.

Kamo-Kakula has successfully focused on prevention, preparation, and mitigation in managing the risks associated with COVID-19. Large-scale testing, combined with focused preventative measures, ensured that positive cases were quickly identified, isolated, and treated, with cross contamination kept to a minimum. Kamo-Kakula also continues to focus intensively on rolling out vaccinations across the workforce and local communities. Maintaining this high standard of risk management remains a daily focus, to prevent future cases. More than two thousand employees have at minimum received their first dose of the vaccine.

The Kamoia Hospital continues to treat COVID-19 patients when required, as construction progresses well for the expansion and upgrade of the primary healthcare wing. Kamoia-Kakula's highly experienced doctors and nurses apply the latest medical treatments, supported by a world-leading emergency response and paramedic team.

As the pandemic evolves, the medical team at the Kamoia Hospital continues to review and update risk-mitigation protocols, while ensuring that new medical advances are investigated and applied to protect the health and safety of employees and community members.

The new Kamoia Hospital is a world-class medical facility featuring state-of-the-art equipment and highly-experienced doctors, nurses and paramedics.



John Botomwito, Kamoia Copper's Superintendent of Health, in the ICU ward of the new hospital.



Kamoa-Kakula summary of operating and financial data

	Q4 2021	Q3 2021
Ore tonnes milled (000's tonnes)	1,059	861
Copper ore grade processed (%)	5.96%	5.89%
Copper recovery (%)	86.40%	83.40%
Copper in concentrate produced (tonnes)	54,481	41,545
Payable Copper sold (tonnes)	53,165	41,490
Sales revenue (\$'000)	488,536	342,584
Cost of sales per pound (\$ per lb)	1.12	1.08
Cash cost (C1) (\$ per lb)	1.28	1.37
EBITDA (\$'000)	357,619	233,212

Prior to the start of commercial production on July 1, 2021, 9,858 tonnes of copper in concentrate was produced in Q2 2021, bringing the total tonnes produced for the year ending December 31, 2021, to 105,884.

C1 cash costs are prepared on a basis consistent with the industry standard definitions by Wood Mackenzie cost guidelines, but are not measures recognized under IFRS. In calculating the C1 cash cost, the costs are measured on the same basis as the company's share of profit from the Kamoa Holding joint venture that is contained in the financial statements. C1 cash costs are used by management to evaluate operating performance and include all direct mining, processing, and general and administrative costs. Smelter charges and freight deductions on sales to final port of destination, which are recognized as a component of sales revenues, are added to C1 cash cost to arrive at an approximate cost of delivered, finished metal. C1 cash costs exclude royalties and production taxes and non-routine charges as they are not direct production costs.

C1 cash cost per pound of payable copper produced can be further broken down as follows:

		Q4 2021	Q3 2021
Mining	(\$ per lb)	0.27	0.36
Processing	(\$ per lb)	0.17	0.16
Logistics charges (delivered to China)	(\$ per lb)	0.37	0.35
Treatment, refining and smelter charges	(\$ per lb)	0.24	0.21
General and administrative expenditure	(\$ per lb)	0.23	0.29
C1 cash cost per pound of payable copper produced	(\$ per lb)	1.28	1.37

All figures in the above tables are on a 100%-project basis. Metal reported in concentrate is prior to refining losses or deductions associated with smelter terms.

Copper concentrate production from the initial 3.8-Mtpa Kakula concentrator plant commenced in May 2021; commercial production achieved on July 1, 2021

First ore was introduced into the Phase 1, 3.8-Mtpa concentrator on May 20, 2021, and the first saleable concentrate was filtered on May 25, 2021, marking the start of concentrate production of the project's Phase 1 concentrator plant and associated facilities.

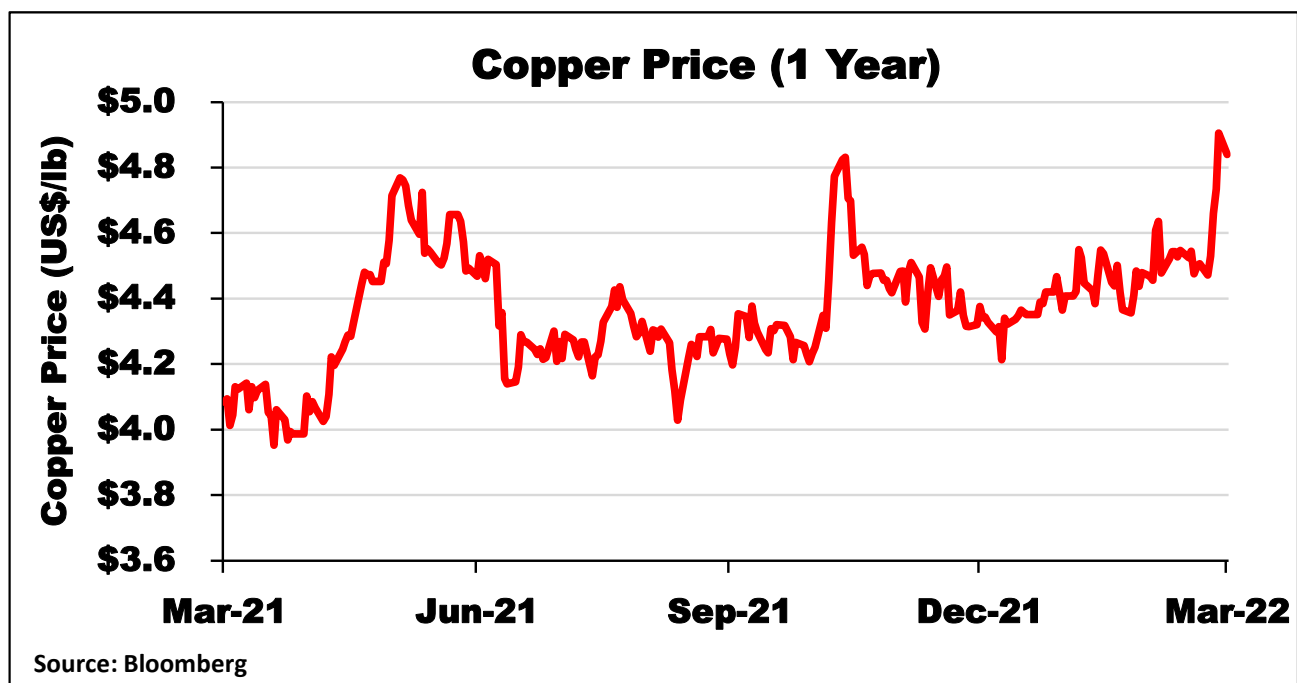
The Kamo-a-Kakula Mining Complex was deemed to have reached commercial production on July 1, 2021, after achieving a milling rate exceeding 80% of design capacity and recoveries close to 70% for a continuous, seven-day period. Revenue recognition, as well as depreciation of Kamo-a-Kakula's Phase 1 concentrator plant and milling operation, commenced on this date.

Copper recoveries progressively increased from an average of approximately 81% in July 2021 to approximately 85% in September 2021. Copper flotation recoveries averaged approximately 86% in Q4 2021 and achieved a record 88.5% in December 2021. The Phase 1, steady-state-design copper recovery is approximately 86%, depending on ore feed grade.

The Phase 1 concentrator currently is running at a throughput that is in excess of its design capacity of 3.8 Mtpa by more than 15%, with 117% of design throughput achieved in December.

54,481 tonnes of copper in concentrate were produced in Q4 2021, up from 41,545 in Q3 2021, for a total of 105,884 tonnes for the year ending December 31, 2021, for delivery to either the Lualaba Copper Smelter near Kolwezi, or to international markets.

Spot price of copper (US\$/lb) over the last 12 months.



The Phase 2 high-pressure-grinding-rolls (HPGR) stockpile feed conveyor (on the right) began commissioning in February 2022. The Phase 1 HPGR feed conveyor and stockpile are on the left.



One of Kamoakakula's talented Congolese mining crews at the entrance to the Kakula Mine's northern decline.



Project completion of Kamo-a-Kakula's Phase 2 processing plant almost complete; Phase 3 engineering studies and early works advancing well

Construction of Kamo-a-Kakula's Phase 2, 3.8-Mtpa concentrator plant almost is complete with early stage commissioning activities now underway. Hot commissioning of the concentrator with first ore and initial copper concentrate production are both on track for April 2022.

Engineering and early works for the Phase 3 expansion, including a new box cut and twin declines to access new mining areas, are progressing quickly. The third, significantly larger concentrator is being designed and is expected to be commissioned in Q4 2024. Phase 3 is expected to be fed from a combination of the established mine at Kansoko Sud, together with the new mines at Kamo-a-1 and Kamo-a-2. An updated pre-feasibility study, including the Phase 3 expansion, is expected in Q3 2022.


After successfully operating the Phase 1 concentrator for more than eight months, the Kamo-a-Kakula team identified a number of relatively minor modifications that are expected to increase ore throughput from the current design of 475 tonnes per hour to 580 tonnes per hour. These modifications include increasing the diameter of a number of pipes, replacing a number of motors and pumps with larger ones and installing additional flotation, concentrate-thickening, concentrate-filtration and tailings-disposal capacity.

These modifications will allow the team to consistently operate the concentrator plant at the increased throughput without compromising plant availability, copper recovery or copper concentrate grade. Engineering design is underway and procurement of long-lead items already has started. This de-bottlenecking project is expected to cost approximately \$50 million and will increase Kamo-a-Kakula's combined processing capacity to 9.2 Mtpa by Q2 2023.

Riaan Vermeulen, Kamo-a-Copper's incoming Managing Director (middle-left) and Mark Farren, Kamo-a-Copper's CEO (middle-right), with members of Zijin Mining's senior management team during a recent Zijin site visit.



Members of Kamoakakula's diverse, multi-national team that has delivered the first two phases ahead of schedule, inside one of the new Phase 2 ball mills.



Excellent progress is being made on the excavation of Kamoakakula's new box cut that will provide access to the Kamoakakula 1 and Kamoakakula 2 mines, part of the project's Phase 3 expansion.



Kamoa-Kakula smelter basic engineering underway

Early works on the planned direct-to-blister flash smelter at Kamoa-Kakula adjacent to the Phase 1 and Phase 2 concentrator plants is underway. The smelter is designed to use technology supplied by Outotec Oyj of Helsinki, Finland, and has been sized to process the bulk of the copper concentrate forecast to be produced by the Phase 1, 2 and 3 concentrator plants, with a production capacity of 500,000 tonnes per annum of blister copper.

China Nerin Engineering Company Co., Ltd. has been appointed to carry out the basic engineering design and develop a control budget estimate for the smelter; work is progressing well.

Ore stockpiles now hold more than 4.6 million tonnes grading 4.58% copper, containing more than 212,000 tonnes of copper at the end of February 2022

Kamoa-Kakula's total high- and medium-grade ore surface stockpiles totalled approximately 4.65 million tonnes at an estimated grade of 4.58% copper as of the end of February 2022. The operation mined 1.70 million tonnes of ore grading 5.44% copper in Q4 2021, which was comprised of 1.52 million tonnes grading 5.60% copper from the Kakula Mine, including 0.81 million tonnes grading 6.68% copper from the mine's high-grade centre, and 0.18 million tonnes grading 4.05% copper from the Kansoko Mine.

Kamoa-Kakula's Phase 1 and Phase 2 concentrator plants and the ore stockpiles at the Kakula Mine's northern decline. The direct-to-blister flash smelter is being constructed adjacent to the Phase 1 and Phase 2 concentrator plants.



Kamoa-Kakula delivering Phase 1 blister copper and copper concentrate under off-take agreements

Kamoa Copper's off-take agreements are with CITIC Metal (HK) Limited (CITIC Metal) and Gold Mountains (H.K.) International Mining Company Limited, a subsidiary of Zijin, for 50% each of the copper products from Kamoa-Kakula's Phase 1 production. The off-take agreements are evergreen for the production volumes from Phase 1, including copper concentrate and blister copper resulting from processing of copper concentrates at the nearby Lualaba Copper Smelter.

CITIC Metal and Zijin are purchasing the copper concentrate at the Kakula Mine and the blister copper at the Lualaba Copper Smelter on a free-carrier basis, meaning the buyers are responsible for arranging freight and shipment to the final destination, initially via the port of Durban, South Africa.

Kamoa-Kakula delivered its first bulk copper concentrates to the Lualaba Copper Smelter on June 1, 2021. The smelter is expected to treat up to 150,000 wet metric tonnes of copper concentrates from Kamoa-Kakula annually. Kamoa-Kakula began exporting its copper concentrate internationally in July 2021. The first truckloads of copper concentrate destined for smelters outside of the DRC departed from the mine site on July 17, 2021.

Mwadingusha hydropower plant fully operational and providing 78 MW of clean electricity for Kamoa-Kakula's phases 1 and 2; focus now shifted to upgrading turbine 5 at the Inga II hydropower plant to provide power for expansions

All six new turbines at the Mwadingusha hydropower plant were synchronized to the national electrical grid in August 2021, with each generating unit producing approximately 13 megawatts (MW) of power, for a combined output of approximately 78 MW.

In August 2021, Kamoa-Kakula's energy company signed an extension of the existing financing agreement with La Société Nationale d'Electricité (SNEL) to upgrade turbine 5 at the Inga II hydropower complex. Since June 2021, rehabilitation scoping works and technical visits have been conducted by Stucky Ltd. of Renens, Switzerland, and Voith Hydro of Heidenheim, Germany, a leading engineering group. Voith Hydro, the contractor for upgrading turbine 5, has successfully rehabilitated two turbine generators at the adjoining Inga I hydropower plant, a project that was financed by the World Bank.

Turbine 5 is expected to produce 162 MW of renewable hydropower, providing the Kamoa-Kakula Copper Complex and the planned, associated smelter with abundant, sustainable electricity for future expansions.

Kamoa-Kakula aiming to be first net-zero carbon emitter among top-tier copper mines by electrifying mining fleet with state-of-the-art equipment powered by electric batteries or hydrogen fuel cells

In May 2021, Ivanhoe Mines announced its pledge to achieve net-zero operational greenhouse gas emissions (Scope 1 and 2) at the industry-leading Kamoa-Kakula Copper Mine.

In support of the Paris Agreement on climate change, and in the spirit of the commitments at the April 2021 Leaders Summit on Climate by the Chinese and American governments to sharply cut emissions, Ivanhoe Mines has committed to working with its joint-venture partners and leading underground mining equipment manufacturers to ensure that Kamoa-Kakula

becomes the first net-zero operational carbon emitter among the world's top-tier copper producers.

Since the Kamo-Kakula mines and concentrator plants are powered by clean, renewable hydro-generated electricity, the focus of the company's net-zero commitment will be on electrifying the project's mining fleet with new, state-of-the-art equipment powered by electric batteries or hydrogen fuel cells.

Kamo-Kakula is working closely with its mining equipment suppliers to decrease the use of fossil fuels in its mining fleet, and evaluate the viability, safety and performance of new electric, hydrogen and hybrid technologies. The mine plans to introduce them into its mining fleet as soon as they become commercially available.

Empowering local communities through sustainable development

Ivanhoe Mines founded the Sustainable Livelihoods Program in 2010 to strengthen food security and farming capacity in the host communities near Kamo-Kakula by establishing an agricultural demonstration garden to support local farmers.

Today, approximately 900 community farmers are benefiting from the Sustainable Livelihoods Program, producing high-quality food for their families and selling the surplus for additional income. The Sustainable Livelihoods Program, which commenced with maize and other vegetable production, now includes fruit, aquaculture, poultry and honey.

Farmer Omba Gertrude Muwana (left) and Benoit Mujinga, Kamo Copper's Sustainability Agronomist, at one of the community gardens and fish-farming operations near Kamo-Kakula.



Construction of 100 new fishponds is complete, bringing the total number of fishponds to 138. The project will significantly contribute toward local entrepreneurship and enhanced regional food security. A group of community participants took part in, and graduated as facilitators for, an adult literacy training program.

Newly constructed fish ponds near Kamo-Kakula.



Additional non-farming-related activities continued during Q4 2021 and include education programs, enterprise and supplier development programs, and the supply of fresh water to a number of local communities using solar-powered boreholes. The planned community borehole project was completed, with all 35 boreholes drilled using local contractors, providing approximately 12,000 community members with easy access to clean water.

Construction, landscaping and equipping of the Kaponda Primary School was completed, thereby achieving another milestone in the ambition to advance the objectives set out in the United Nations Sustainable Development Goals. Local community enterprise programs continued including brick-making and sewing, which are planned for project expansion in 2022, as well as landscaping and gardening, which may be reviewed for business efficiency and continued growth.

Construction of resettlement houses for the relocation program is continuing as planned. To date, 129 homes have been relocated, with five households remaining. The remaining families are scheduled for relocation upon completion of the construction of their new homes. Construction of the community church at Kaponda was completed and the new church was officially handed over to the community. The livelihood restoration program focused on the distribution of 758 chickens for all project-affected people, as well as three goats each to all 45

beneficiaries. Additional livelihood restoration efforts included planting of 3,600 orange seedlings to cover nine hectares, 1,000 grafted avocados across 10 hectares and approximately 54 hectares of cassava.

COPPER PRODUCTION GUIDANCE FOR 2022

The Kamo-Kakula joint venture produced a total of 105,884 tonnes of copper in concentrate for the year ending December 31, 2021. The figures are on a 100%-project basis and metal reported in concentrate is prior to refining losses or deductions associated with smelter terms.

Guidance for 2022 is based on a number of assumptions and estimates as of December 31, 2021, including among other things, assumptions about the timing of the Phase 2 expansion and anticipated costs and expenditures. Production and cost guidance assumes the Phase 2 concentrator plant will commence copper production in Q2 2022 and that ramp-up will be in line with what was achieved with Phase 1. Guidance involves estimates of known and unknown risks, uncertainties and other factors which may cause the actual results to be materially different.

Kamo-Kakula 2022 Guidance

Contained copper in concentrate (tonnes)	290,000 to 340,000
Cash cost (C1) (\$ per pound)	1.20 to 1.40

Cash costs (C1) per pound of payable copper was \$1.37/lb for Q3 2021 and was \$1.28/lb for Q4 2021, reflecting the measured ramp-up of production at Kamo-Kakula to steady state, and is expected to trend downward as the Phase 2 concentrator plant is commissioned and the mine's fixed operating costs are spread over increased copper production.

C1 cash cost is a non-GAAP measure used by management to evaluate operating performance and includes all direct mining, processing, and general and administrative costs. Smelter charges and freight deductions on sales to final port of destination (typically China), which are recognized as a component of sales revenues, are added to C1 cash cost to arrive at an approximate cost of delivered finished metal.

Cost of sales per pound of payable copper sold for Q4 2021 was \$1.12/lb. For historical comparatives, see the Non-GAAP Financial Performance Measures section of this news release.

2. Platreef Project

64%-owned by Ivanhoe Mines
South Africa

The Platreef Project is owned by Ivanplats (Pty) Ltd (Ivanplats), which is 64%-owned by Ivanhoe Mines. A 26% interest is held by Ivanplats' historically-disadvantaged, broad-based, black economic empowerment (B-BBEE) partners, which include 20 local host communities with approximately 150,000 people, project employees and local entrepreneurs. Ivanplats reached Level 4 contributor status in its most recent verification assessment on the B-BBEE scorecard. A Japanese consortium of ITOCHU Corporation, Japan Oil, Gas and Metals

National Corporation, and Japan Gas Corporation, owns a 10% interest in Ivanplats, which it acquired in two tranches for a total investment of \$290 million.

The Platreef Project hosts an underground deposit of thick, platinum-group metals, nickel, copper and gold mineralization on the Northern Limb of the Bushveld Igneous Complex in Limpopo Province – approximately 280 kilometres northeast of Johannesburg and eight kilometres from the town of Mokopane.

On the Northern Limb, platinum-group metals mineralization primarily is hosted within the Platreef, a mineralized sequence that is traced more than 30 kilometres along strike. Ivanhoe's Platreef Project, within the Platreef's southern sector, is comprised of two contiguous properties: Turfspruit and Macalacaskop. Turfspruit, the northernmost property, is contiguous with, and along strike from, Anglo Platinum's Mogalakwena group of mining operations and properties.

Since 2007, Ivanhoe has focused its exploration and development activities on defining and advancing the down-dip extension of its original discovery at Platreef, now known as the Flatreef Deposit, which is amenable to highly-mechanized, underground mining methods. The Flatreef area lies entirely on the Turfspruit and Macalacaskop properties that form part of the company's mining right.

Health and safety at Platreef

As at the end of December 2021, the Platreef Project reached a total of 677,450 lost-time, injury-free hours worked.

Kgalalelo Tladi, Chief Safety Officer, conducting a safety inspection of the Shaft 1 underground equipping stage.



COVID-19 protocols are continuously reviewed and optimized; as a result, the company implemented several measures to prevent and mitigate the escalation of infections. Those

measures included the mass testing of employees and visitors, provision of transport to employees and a vaccination rollout.

By the end of December 2021, a total of 6,516 COVID-19 tests had been conducted. In support of the National Department of Health's national vaccine rollout strategy, Ivanplats launched an on-site COVID-19 vaccination campaign that has administered 470 vaccine doses to date. Approximately 70% of the Platreef Project's employees and contractors working on site have at minimum received their first dose of the vaccine.

Outstanding results of new Platreef feasibility study

On February 28, 2022, Ivanhoe Mines announced the results of a new independent feasibility study for the Platreef Project (Platreef 2022 FS). The Platreef 2022 FS builds on the excellent results of the preliminary economic assessment (PEA) for an alternate scenario to expedite production, announced in November 2020, alongside the 2020 feasibility study.

The Platreef 2022 FS is based on a steady-state production rate of 5.2 Mtpa, as well as an accelerated ramp up to steady state through the earlier development of Shaft 2. The Platreef 2022 FS is based on the detailed design and engineering scenario first presented in the 2020 PEA, confirming the viability of a new phased-development pathway to fast-track Platreef into production by Q3 2024.

Highlights of the Platreef 2022 FS include:

- The Platreef 2022 FS evaluates the phased development of Platreef, with an initial 700-ktpa underground mine and a 770-ktpa capacity concentrator, targeting high-grade mining areas close to Shaft 1, with an initial capital cost of \$488 million.
- First concentrate production for Phase 1 is planned for Q3 2024, with the Phase 2 expansion based on the commissioning of Shaft 2 in 2027, followed by the commissioning of two 2.2-Mtpa concentrators in 2028 and 2029. This would increase the steady-state production to 5.2 Mtpa by using Shaft 2 as the primary production shaft.
- Expansion capital cost for Phase 2 is estimated at \$1.5 billion, which may be partially funded by cash flows from Phase 1 and a project financing package.
- Ivanplats' dedicated engineering teams and leading consultants are evaluating optimizations to the sinking methodology for Shaft 2 to further accelerate the availability of the shaft for hoisting, which may accelerate the overall development timeline.
- Phase 1 average annual production of 113,000 ounces (oz.) of palladium, rhodium, platinum and gold (3PE+Au), plus 5 million pounds of nickel and 3 million pounds of copper.
- Phase 2 average annual production of 591,000 oz. of 3PE+Au, plus 26 million pounds of nickel and 16 million pounds of copper, which would rank Platreef as the fifth largest primary PGM producer on a palladium equivalent basis.
- Life-of-mine cash cost of \$514 per ounce of 3PE+Au, net of by-products, and including sustaining capital costs, would rank Platreef as the industry's lowest cost primary PGM producer.

- After-tax net present value at an 8% discount rate (NPV8%) of \$1.7 billion and an internal rate of return (IRR) of 18.5%, based on long-term consensus prices.
- The sensitivity analysis at current metal prices of approximately \$1,121/oz platinum, \$2,979/oz palladium, \$22,200/oz rhodium, \$1,995/oz gold, \$4.84/lb copper and \$13.12/lb nickel (March 7, 2022), results in an after-tax NPV8% of \$5.1 billion with an after-tax real IRR of 33%.

Figure 1: Production and timeline schematic of Platreef 2022 feasibility study.

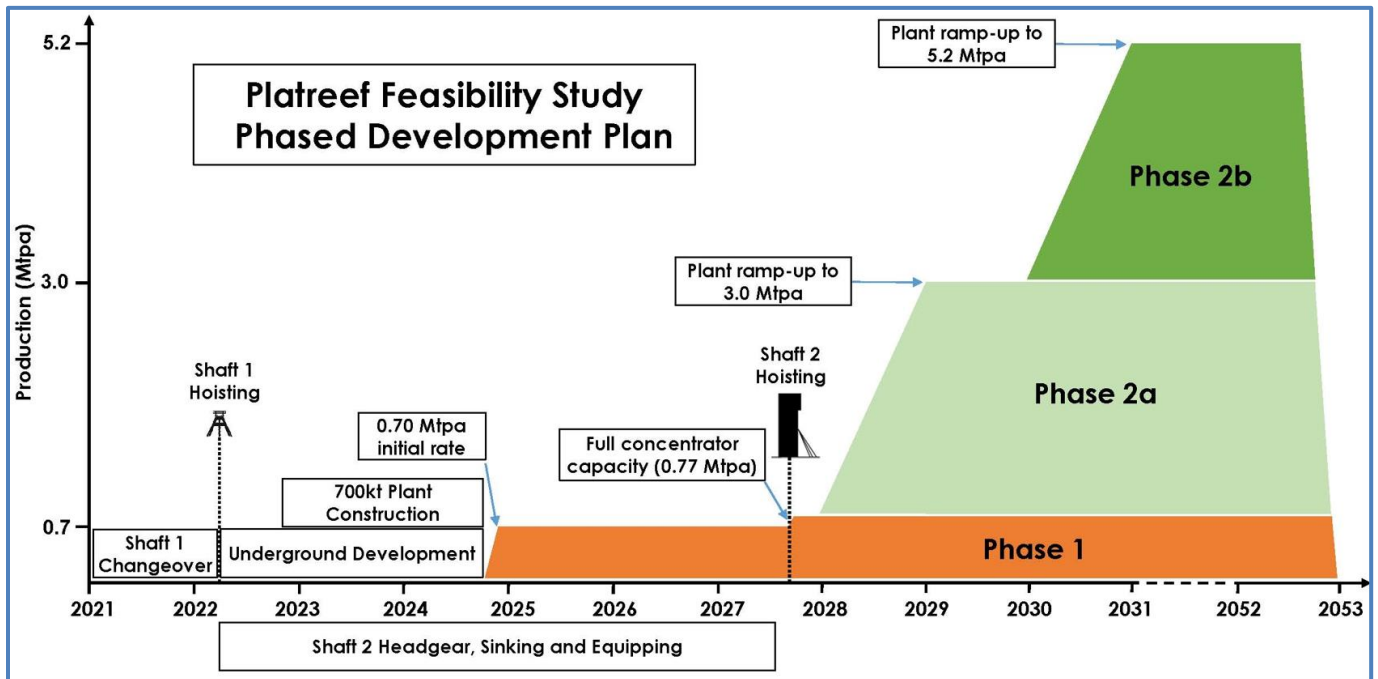
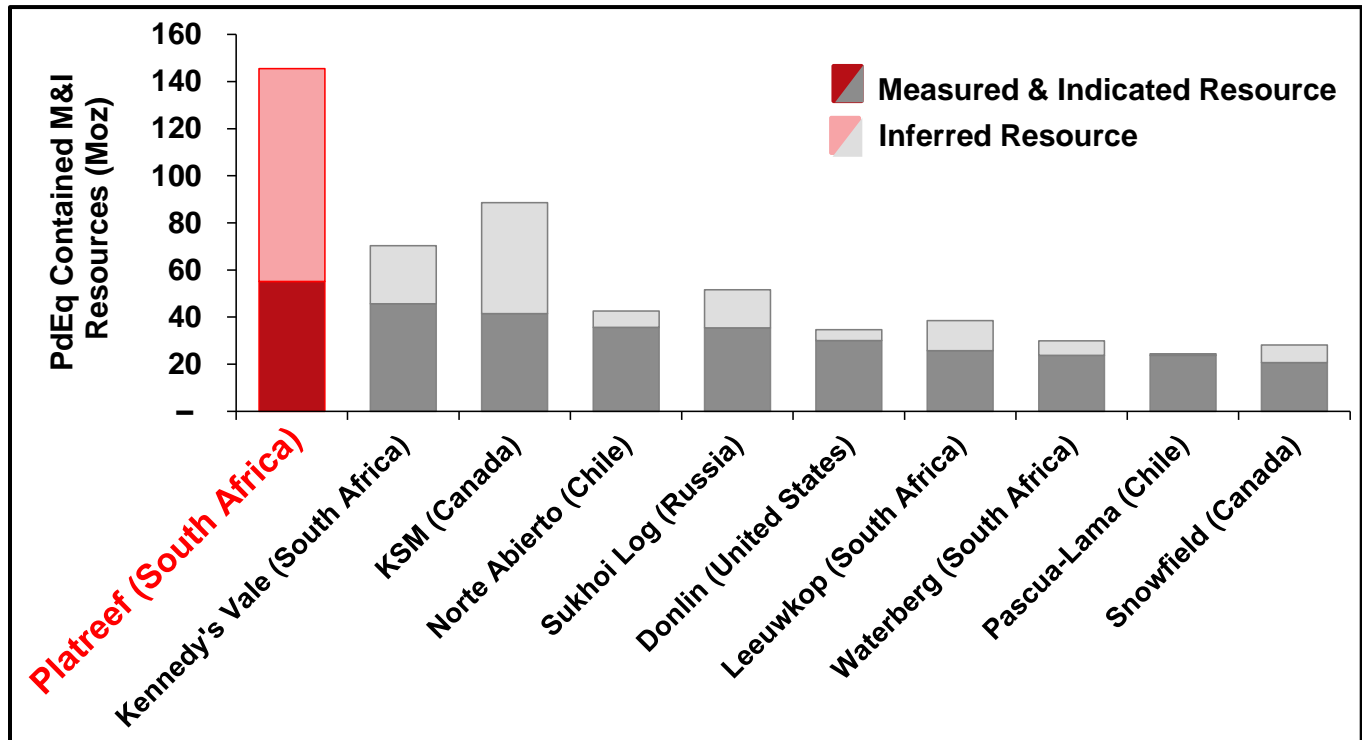


Figure 2: World's largest precious metal deposits under development ranked by contained metal in Measured and Indicated Resources.



Source: Company filings, S&P Global Market Intelligence. Notes: Chart ranks the largest undeveloped primary palladium, platinum, gold, silver and rhodium projects from the S&P Global Market Intelligence database based on measured and indicated palladium equivalent resource. Palladium equivalent calculation includes palladium, platinum, gold, silver and rhodium ounces and has been calculated using spot price metal price assumptions (February 23, 2022) of \$1,095/oz platinum, \$2,480/oz palladium, \$18,750/oz rhodium, \$1,909/oz gold and \$24.55/oz silver. Measured and Indicated resources for Platreef correspond to palladium, platinum, gold and rhodium ounces at a 1 g/t cut-off grade.

Platreef secures \$200 million gold stream financing and additional \$100 million palladium and platinum stream

In December 2021, Ivanplats entered into a gold, palladium and platinum stream financing with Orion Mine Finance, a leading international provider of customized financing to mining companies, and Nomad Royalty Company, a precious metals royalty company, in which Orion Mine Finance is a significant shareholder (Orion Mine Finance and Nomad Royalty Company, together, the Stream Purchasers). This transaction will fund a large portion of the Phase 1 capital costs, with first concentrate production for Phase 1 planned for Q3 2024.

The stream facilities are a prepaid forward sale of refined metals, with prepayments totalling \$300 million, available in two tranches with the first prepayment of \$75 million received in December 2021 following the closing of the transaction, and \$225 million to be paid upon satisfaction of certain conditions precedent.

Under the terms of the \$200 million gold stream agreement, the Stream Purchasers will receive an aggregate total of 80% of contained gold in concentrate until 350,000 ounces have been delivered, after which the stream will be reduced to 64% of contained gold in concentrate for the remaining life of the facility. The expected life of this facility will extend from the effective

date of the stream agreement until the date when 685,280 ounces of gold have been delivered to the Stream Purchasers. The Stream Purchasers will purchase each ounce of gold at a price equal to the lower of the market price of gold or \$100 per ounce.

Under the terms of the \$100 million palladium and platinum stream agreement, Orion Mine Finance will receive an aggregate total of 4.2% of contained palladium and platinum in concentrate until 350,000 ounces have been delivered, after which the stream will be reduced to 2.4% for the remaining life of the facility. The expected life of this facility will extend from the effective date of the stream agreement until the date when 485,115 ounces of palladium and platinum have been delivered to the purchaser, which will pay for each ounce at a price equal to 30% of the market price of palladium and platinum.

Members of the Orion Mine Finance and Nomad Royalty teams, with members of Platreef's mine development team, on the top platform of Platreef's Shaft 1 headgear.



Conclusion of the stream agreements allows Ivanplats to focus efforts on finalizing the senior debt facility

Société Générale and Nedbank were appointed as mandated lead arrangers for the project debt facility in early 2021. Both the gold stream facility, and palladium and platinum stream facility, will be subordinated to any senior secured financing.

The senior debt facility is anticipated to be used only after the stream facilities are fully drawn. Ivanplats remains flexible to raise additional debt or equity at a later date, and has pre-agreed with the Stream Purchasers the inter-creditor arrangements for any future senior debt. While the stream facilities are guaranteed by Ivanplats and secured over the assets and Ivanhoe's shares of Platreef, there is no recourse to Ivanhoe Mines.

Shaft 1 changeover to a production shaft nearing completion

The construction of the 996-metre-level station at the bottom of Shaft 1 was completed in July 2020. Shaft 1 initially will be used to access the orebody and is approximately 450 metres away from a high-grade area of Flatreef that is planned for bulk, mechanized mining. The three development stations that will provide initial, underground access to the high-grade orebody also have been completed on the 750-, 850- and 950-metre levels.

The auxiliary winder has been installed and commissioned. The headgear, both winders, equipping stage, conveyances and control systems comply with the highest current industry safety standards, with proven and tested safety and redundancy systems in place.

The changeover construction at Shaft 1 is progressing to plan and is on schedule to soon commence rock hoisting. All equipment for the shaft changeover has been procured and is on site. The changeover work within the shaft is being performed by Platreef's experienced owners' team.

Construction activities at the Platreef Project site, including Shaft 1 on the left, and the hitch-to-collar advancement for Shaft 2 on the right.



The winder that was used to successfully sink Shaft 1 has been converted to function as the main equipping conveyance during the shaft changeover, and will serve as the permanent rock, personnel and material winder following the shaft-equipping phase. The shaft will be equipped with two cages on top of two 12.5-tonne skips with hoisting capacity of 1 million tonnes per year, resulting from an amended configuration that does not require the cage to be interchanged mid-shift, thereby increasing the hoisting time during the initial phase of mining.

Shaft equipping commenced in May 2021 and remains on track to be completed by the end of March 2022. Following the completion of the changeover work in the shaft, underground

stations, and establishment of the ore and waste passes, lateral underground mine development will commence toward high-grade ore zones.

Key electric underground mining equipment orders placed

Ivanplats placed an initial order with Epiroc of Stockholm, Sweden, for its primary mining fleet consisting of emissions-free, battery electric jumbo face drill rigs and load haul dump (LHD) vehicles, due for delivery in the next few months. The mine development contract was successfully concluded with Murray & Roberts Cementation, with site on-boarding well advanced, and the first blast on the 950-metre level anticipated in April 2022.

Shaft 2 headgear construction from hitch to collar well underway

Early works surface construction for Shaft 2 began in 2017, including the excavation of a surface box-cut to a depth of approximately 29 metres below surface and construction of the concrete hitch for the 103-metre-tall concrete headgear (headframe), which will house the shaft's permanent hoisting facilities and support the shaft collar.

The Shaft 2 headframe construction, from the hitch to the collar level, is progressing well with the sixth and seventh headgear lifts completed and the eighth and final lift well advanced. Construction of the eight civil lifts, including a ventilation plenum and personnel access tunnel, is targeted for completion in May 2022.

Long-term supply of bulk water for the Platreef Mine

The water requirement for the Phase 1 operation is projected to peak at approximately three million litres per day, which will then increase to nine million litres per day once the Phase 2 expansion is complete. On January 17, 2022, Ivanhoe announced the signing of new agreements for the rights to receive local, treated water to supply the bulk water needed for the phased development plan at Platreef. These agreements replace those originally signed in 2018.

Under the terms of a new offtake agreement, the Mogalakwena Local Municipality (MLM) has agreed to supply at least three million litres per day of treated effluent, up to a maximum of 10 million litres per day for 32 years, from the date of first production, sourced from the town of Mokopane's Masodi Waste Water Treatment Works, currently under construction.

Ivanplats also has signed a sponsorship agreement where Ivanplats has undertaken the commitment to complete the partially constructed Masodi Waste Water Treatment Works, which was halted in 2018. Ivanplats anticipates spending approximately ZAR 215 million (\$14 million) to complete the works, whereby Ivanplats' financial contribution will take the form of a sponsorship in favour of the municipality. Ivanplats will purchase the treated water at a reduced rate of ZAR 5 per thousand litres. Arrangements are underway to re-commence the construction works in Q3 2022, which are scheduled to take approximately 18 months.

Development of human resources and job skills

Implementation of the Platreef Project's second Social and Labour Plan (SLP) is underway, through which Ivanplats plans to build on the first SLP and continue with its training and development suite, including 15 new mentors, internal skills training for 78 staff members, a legends program to prepare retiring employees with new/other skills, community adult

education training for host community members, core technical skills training for at least 100 community members, portable skills training, and more.

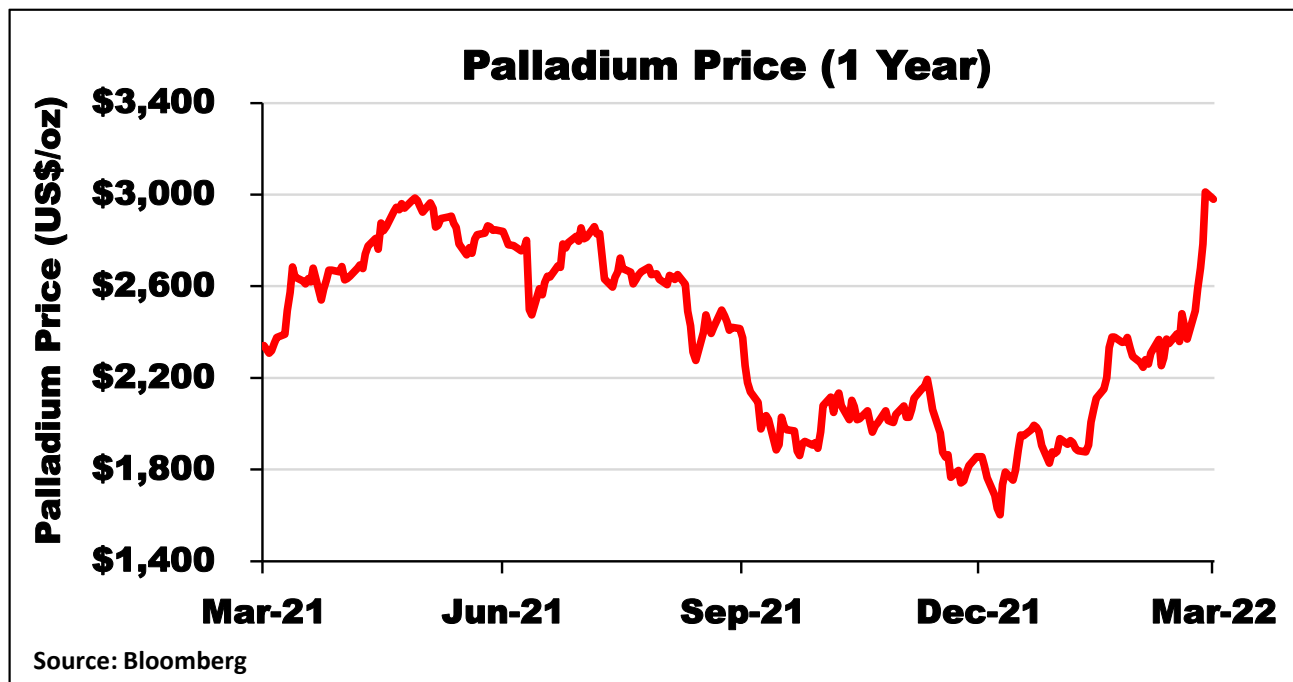
The Platreef Project also continues to support several educational programs and the provision of free Wi-Fi in host communities. Community climate awareness was promoted through the implementation of a youth climate change action and tree-planting campaign at a local school.

Equipping of the mine's permanent training academy is continuing, with the official launch being planned for later this year. Classrooms and offices at the training academy have been installed and the training and e-learning program has been instituted. A cadetship program, providing learnership opportunities to 49 local students was launched, offering a national certificate in health and safety, as well as mining competencies, such as utility vehicle operations from the Murray & Roberts Training Academy. The cadetship program seeks to enhance gender diversity, with 54% of the students being female.

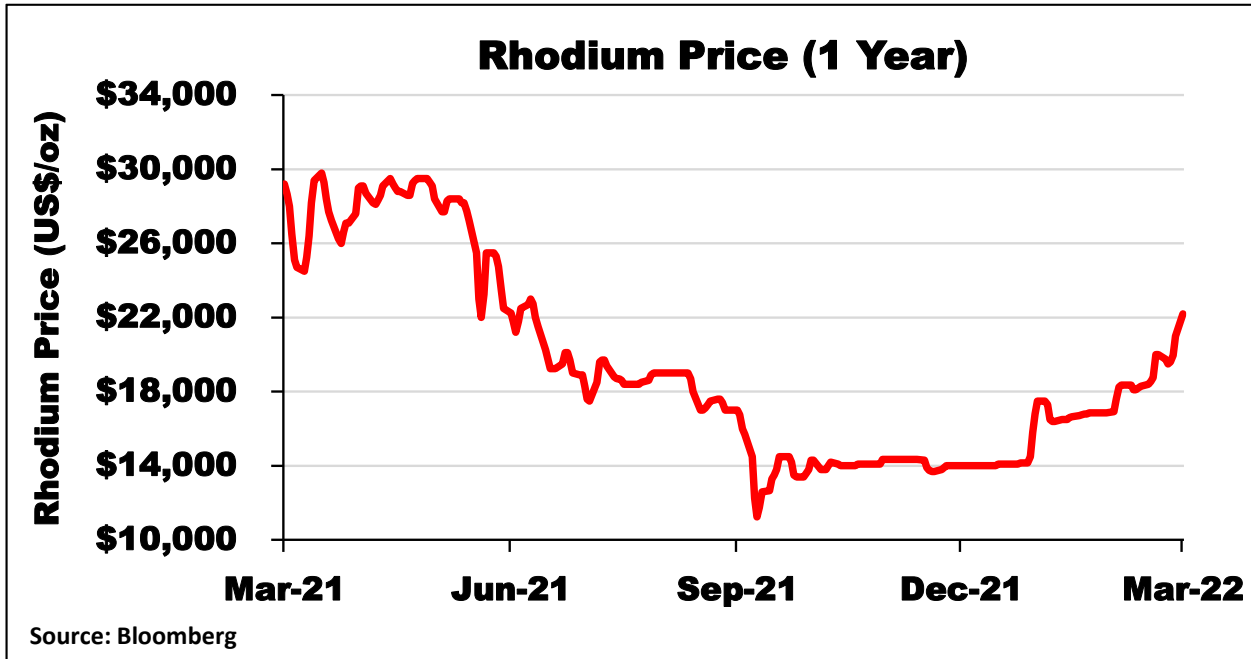
Local economic development projects will contribute to community water-source development through the Mogalakwena Municipality boreholes program. Other projects, which will be conducted in partnership with other parties, include the refurbishment and equipping of a health clinic in Tshamahansi Village. In recognition of World Aids Day, a community health intervention to promote awareness and support, was implemented at the Tshamahansi clinic.

The enterprise and supplier development commitments comprise of expanding the existing kiosk and laundry facilities and adding expanded change house facilities to be managed by a community partner in the future. A five-year integrated business accelerator and funding project assists community members to obtain help with development and supplier readiness.

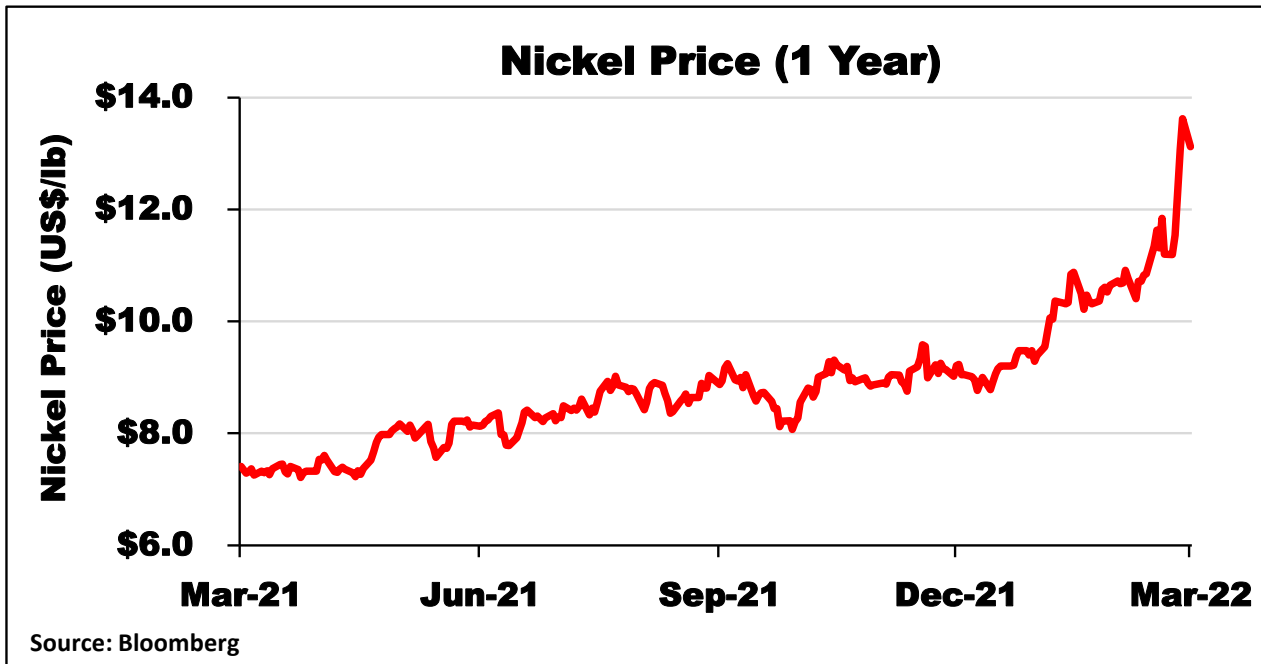
Spot price of palladium (US\$/oz) over the past 12 months.



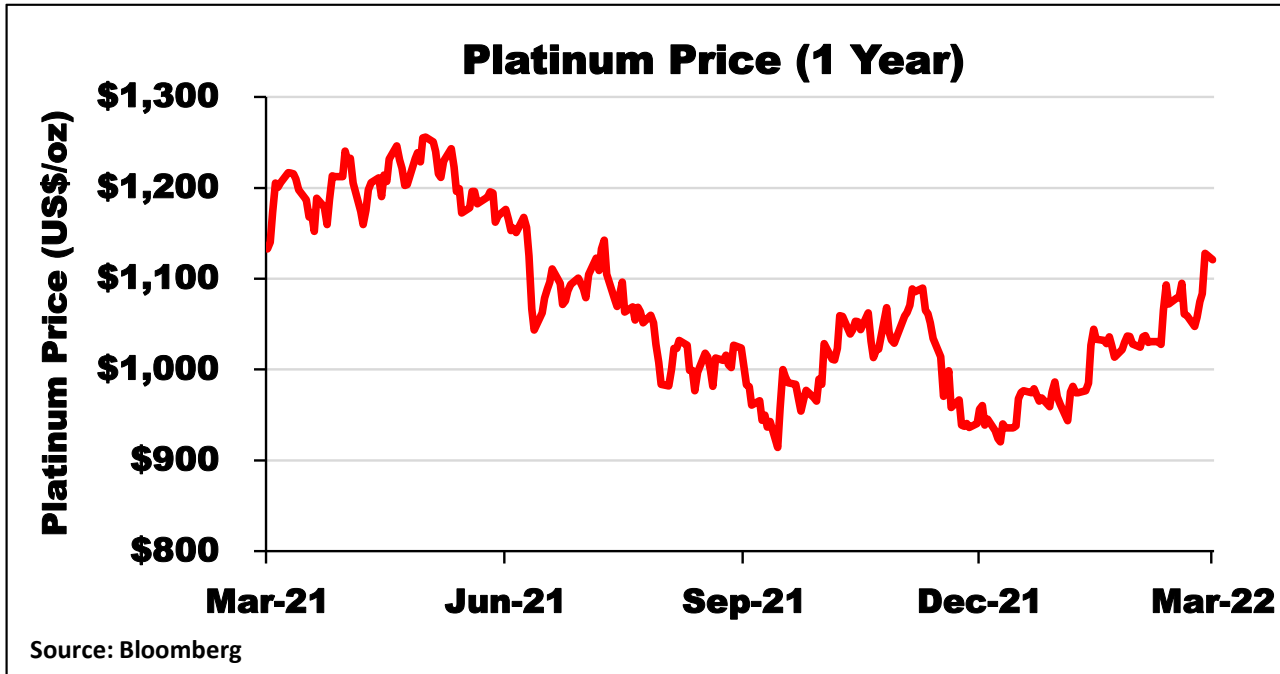
Spot price of rhodium (US\$/oz) over the past 12 months.



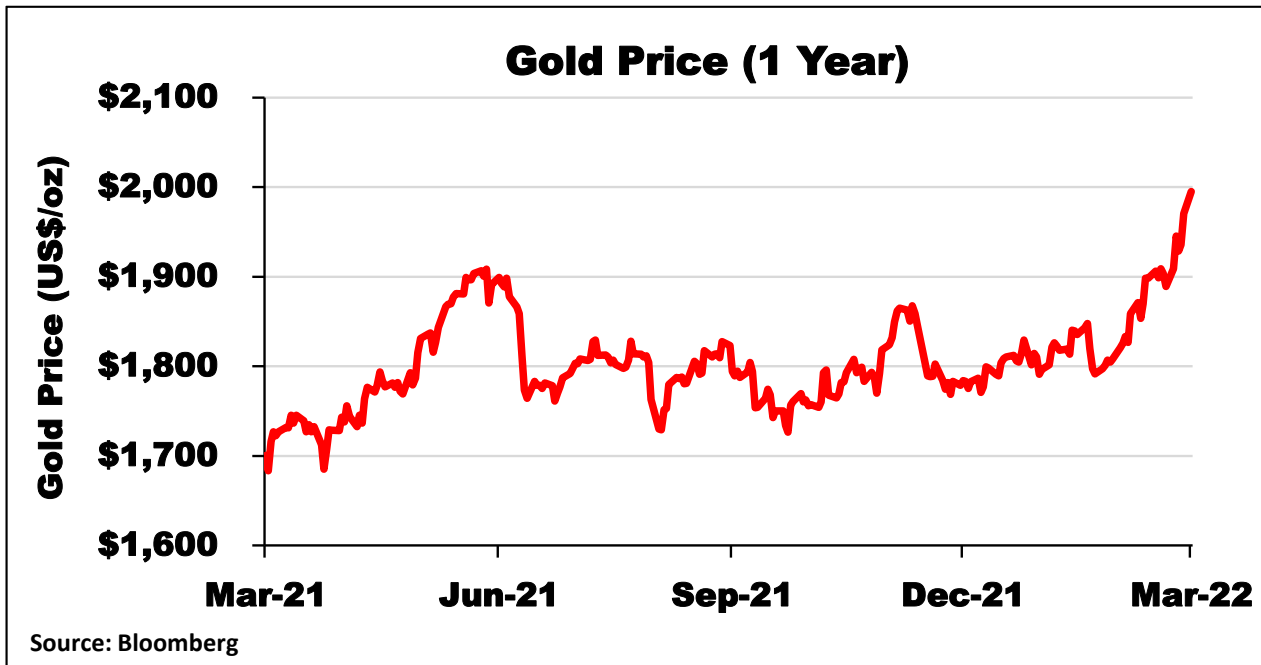
Spot price of nickel (US\$/lb) over the past 12 months.



Spot price of platinum (US\$/oz) over the past 12 months.



Spot price of gold (US\$/oz) over the past 12 months.



3. Kipushi Project

68%-owned by Ivanhoe Mines
Democratic Republic of Congo

The Kipushi copper-zinc-germanium-silver-lead mine in the DRC is adjacent to the town of Kipushi and approximately 30 kilometres southwest of Lubumbashi. It is located on the Central African Copperbelt, approximately 250 kilometres southeast of the Kamoia-Kakula Mining Complex and less than one kilometre from the Zambian border.

Ivanhoe acquired its 68% interest in the Kipushi Project in November 2011, through Kipushi Holding that is 100%-owned by Ivanhoe Mines. The balance of 32% in the Kipushi Project is held by the state-owned mining company, Gécamines.

Kipushi Holding and Gécamines have signed a new agreement to return the ultra-high-grade Kipushi Mine back to commercial production. Kipushi will be the world's highest-grade major zinc mine, with an average grade of 36.4% zinc over the first five years of production.

(L-R) Olivier Binyingo (Ivanhoe Mines Vice President, Public Affairs DRC), Marna Cloete (Ivanhoe Mines President), Alphonse Kaputo Kalubi (Chairman of Gécamines), and Louis Watum (General Manager, Kipushi Corporation) discussing the Kipushi partnership during a recent visit to the Kamoia-Kakula mining complex.



The new agreement sets out the commercial terms that will form the basis of a new Kipushi joint-venture agreement, establishing a robust framework for the mutually beneficial operation of the Kipushi Mine for years to come, and is subject to execution of definitive documentation.

Highlights of the new agreement include:

- Kipushi Holding will transfer 6% of the share capital and voting rights in the Kipushi Project to Gécamines, after which Kipushi Holding and Gécamines will hold 62% and 38%, respectively.
- From January 25, 2027, 5% of the share capital and voting rights in the Kipushi Project shall be transferred from Kipushi Holding to Gécamines, after which Kipushi Holding

and Gécamines will hold 57% and 43%, respectively.

- In the event that, after the 6% and 5% transfers, part of the Kipushi Project's share capital is required to be transferred to the State or to any third party pursuant to an applicable legal or regulatory provision, Gécamines shall transfer the number of the Kipushi Project shares required, and Kipushi Holding shall retain 57% ownership in the Kipushi Project.
- Once a minimum of the current proven and probable reserves and up to 12 million tonnes has been mined and processed, an additional 37% of the share capital and voting rights in the Kipushi Project shall be transferred from Kipushi Holding to Gécamines, after which Kipushi Holding and Gécamines will hold 20% and 80%, respectively.
- A new supervisory board and executive committee will be established with appropriate shareholder representation.
- New initiatives will be implemented, focusing on the development of Congolese employees, including individual development, the identification of future leaders, succession planning and the promotion of gender equality across the workforce.
- A framework for tendering for the offtake of zinc concentrates produced by the Kipushi Mine has been established, which includes Gécamines' participation.
- Kipushi Holding will continue to fund the Kipushi Project with the shareholder loan and/or procure financing from third parties for the development of the project. The interest on the shareholder loan will be 6%, which will be applicable from January 1, 2022, on the existing balance and any further advances. Under the terms of the current shareholder loan agreement, the shareholder loan carries interest of LIBOR plus 4%, which is applicable to 80% of the advanced amounts with the remaining 20% interest-free. As of December 31, 2021, the balance of the shareholder loan owing to Kipushi Holding, including accrued interest, was approximately \$528 million.

Health and safety at Kipushi

At the end of December 2021, the Kipushi Project reached a total of 3,983,319 work hours free of lost-time injuries. It has been more than two and a half years since the last lost-time injury occurred at the project.

Since temporarily suspending mine development operations due to the COVID-19 pandemic, the project maintained a reduced workforce to safely and cost-effectively maintain infrastructure and pumping systems and to execute planned projects.

The Kipushi Project has built a new potable water station to provide a free daily supply of water to the municipality of Kipushi. This daily supply to the Kipushi municipality community members includes power supply, disinfectant chemicals, routine maintenance, security and emergency repair of leaks to the primary reticulation to the benefit of an estimated 100,000 people, excluding those from rural areas. Approximately 1,000 cubic metres of potable water is pumped hourly and continuously to consumers on a daily basis.

50 boreholes of potable water are planned to be drilled around the Kipushi district over five years, to reach areas not served by current distribution. To date, 12 solar-powered potable water wells have been drilled and currently are operating throughout the district.

The Kipushi Project continues to support educational initiatives through renovations at the Mungoti School, and the granting of bursaries and scholarships to students from Kipushi. Over the past year, approximately 100 students have been supported through the bursary program. The sewing training centre project established by the Kipushi Project continued producing cloth face masks, donating approximately 2,000 masks a month to host communities. The Kipushi Project also is broadcasting daily COVID-19 awareness messages on a local community radio station, as well as through a motorized caravan.

The pilot of the Sustainable Livelihoods Program, which commenced in 2020 with a poultry farming initiative established for the benefit of a consortium of local women, continued successfully, with plans for expansion around the Kipushi district in 2022. An annual tree-planting initiative was implemented to raise awareness and make a positive impact in respect of climate change mitigation.

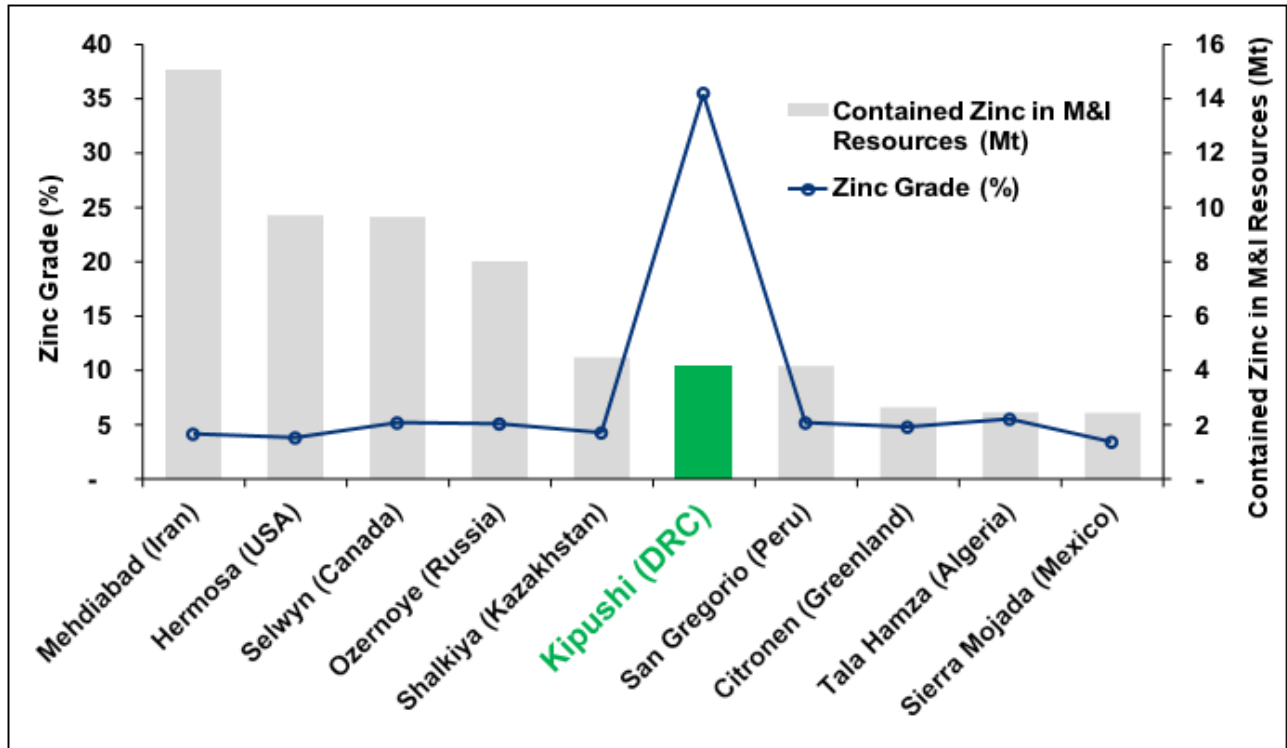
Kipushi feasibility study issued, heralding the planned re-start of the historic mine, with a two-year development timeline and exceptional economic results

On February 14, 2022, Ivanhoe Mines announced the positive findings of an independent, feasibility study for the planned resumption of commercial production at Kipushi.

The Kipushi 2022 feasibility study builds on the results of the pre-feasibility study published by Ivanhoe Mines in January 2018. The redevelopment of Kipushi is based on a two-year construction timeline, which utilizes the significant existing surface and underground infrastructure to allow for substantially lower capital costs than comparable development projects. The estimated pre-production capital cost, including contingency, is \$382 million.

The 2022 feasibility study focuses on the mining of Kipushi's zinc-rich Big Zinc and Southern Zinc zones, with an estimated 11.8 million tonnes of Measured and Indicated Mineral Resources grading 35.3% zinc. Kipushi's exceptional zinc grade is more than twice that of the world's next-highest-grade zinc project, according to Wood Mackenzie, a leading, international industry research and consulting group (see Figure 3).

Figure 3: World's top 10 zinc projects, by contained zinc.



Source: Wood Mackenzie, January 2022. Note: All tonnes and metal grades of individual metals used in the equivalency calculation of the above-mentioned projects (except for Kipushi) are based on public disclosure and have been compiled by Wood Mackenzie. All metal grades have been converted by Wood Mackenzie to a zinc equivalent grade at Wood Mackenzie's respective long-term price assumptions.

The 2022 feasibility study envisages the recommencement of underground mining operations, and the construction of a new concentrator facility on surface with annual processing capacity of 800,000 tonnes of ore, producing on average 240,000 tonnes of zinc contained in concentrate.

Highlights of the 2022 feasibility study results for the Kipushi Mine include:

- The 2022 feasibility study evaluates the development of an 800-ktpa underground mine and concentrator, with an increased resource base compared to the pre-feasibility study, extending the mine life to 14 years.
- Existing surface and underground infrastructure allows for significantly lower capital costs than comparable development projects, with the principal development activity being the construction of a conventional concentrator facility and new supporting infrastructure on surface in a two-year timeline.
- Pre-production capital costs, including contingency, estimated at \$382 million.
- Life-of-mine average zinc production of 240,000 tonnes per annum, with a zinc grade of 32%, is expected to rank Kipushi among the world's major zinc mines (Figure 3), once

in production, with the highest grade by some margin.

- Life-of-mine average C1 cash cost of \$0.65/lb of zinc is expected to rank Kipushi, once in production, in the second quartile of the cash cost curve for zinc producers globally.
- At a long-term zinc price of \$1.20/lb, the after-tax net present value (NPV) at an 8% real discount rate is \$941 million, with an after-tax real internal rate of return (IRR) of 40.9% and project payback period of 2.3 years.
- The sensitivity analysis at current zinc prices of approximately \$1.84/lb (March 7, 2022), results in an after-tax NPV8% of \$3.0 billion with an after-tax real IRR of 86%.

The Kipushi 2022 feasibility study was independently prepared on a 100%-project basis by OreWin Pty. Ltd., MSA Group (Pty.) Ltd., SRK Consulting (Pty) Ltd. and METC Engineering.

Project development and infrastructure

Although development and rehabilitation activities in 2021, as well as in 2020, were limited, significant progress has been made in recent years to modernize the Kipushi Mine's underground infrastructure as part of preparations for the mine to resume commercial production, including upgrading a series of vertical mine shafts to various depths, with associated headframes, as well as underground mine excavations and infrastructure.

A series of crosscuts and ventilation infrastructure still is in working condition and has been cleared of old materials and equipment to facilitate modern, mechanized mining. The underground infrastructure also includes a series of high-capacity pumps to manage the mine's water levels, which now are easily maintained at the bottom of the mine.

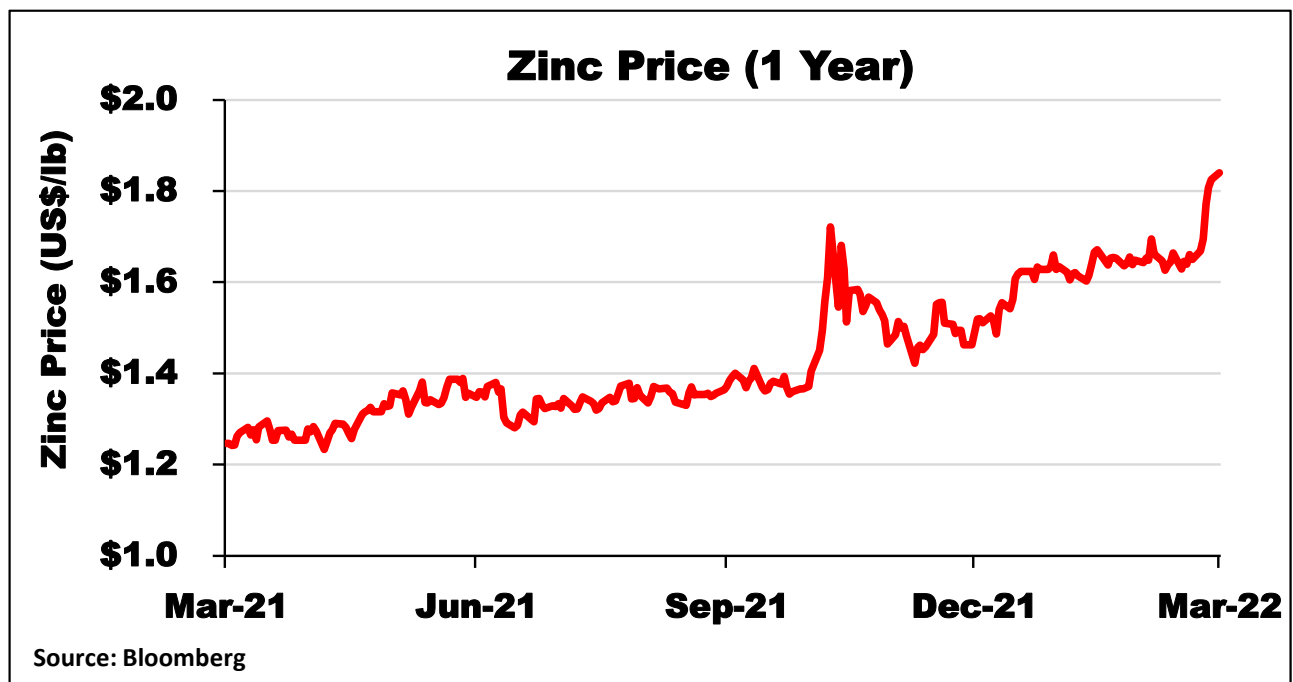
Shaft 5 is eight metres in diameter and 1,240 metres deep and has been upgraded and re-commissioned. The main personnel and material winder has been upgraded and modernized to meet international industry standards and safety criteria. The Shaft 5 rock-hoisting winder also is fully operational, with new rock skips, new head- and tail-ropes, and attachments installed. The two newly manufactured rock conveyances (skips) and the supporting frames (bridles) have been installed in the shaft to facilitate the hoisting of rock from the main ore and waste storage silos feeding rock on the 1,200-metre level.

Since temporarily suspending mine development operations, priority engineering tasks still continued, including new winder installations as a second means of egress on the cascade side, and repairs, as well as replacement of main critical pump columns in Shaft 5 to ensure reliable and continued pumping of water from the mine.

Patrick Mwanza Wa Kabongo operating the modern, new hoist at Kipushi's main production shaft (Shaft 5).



Spot price of zinc (US\$/lb) over the past 12 months.



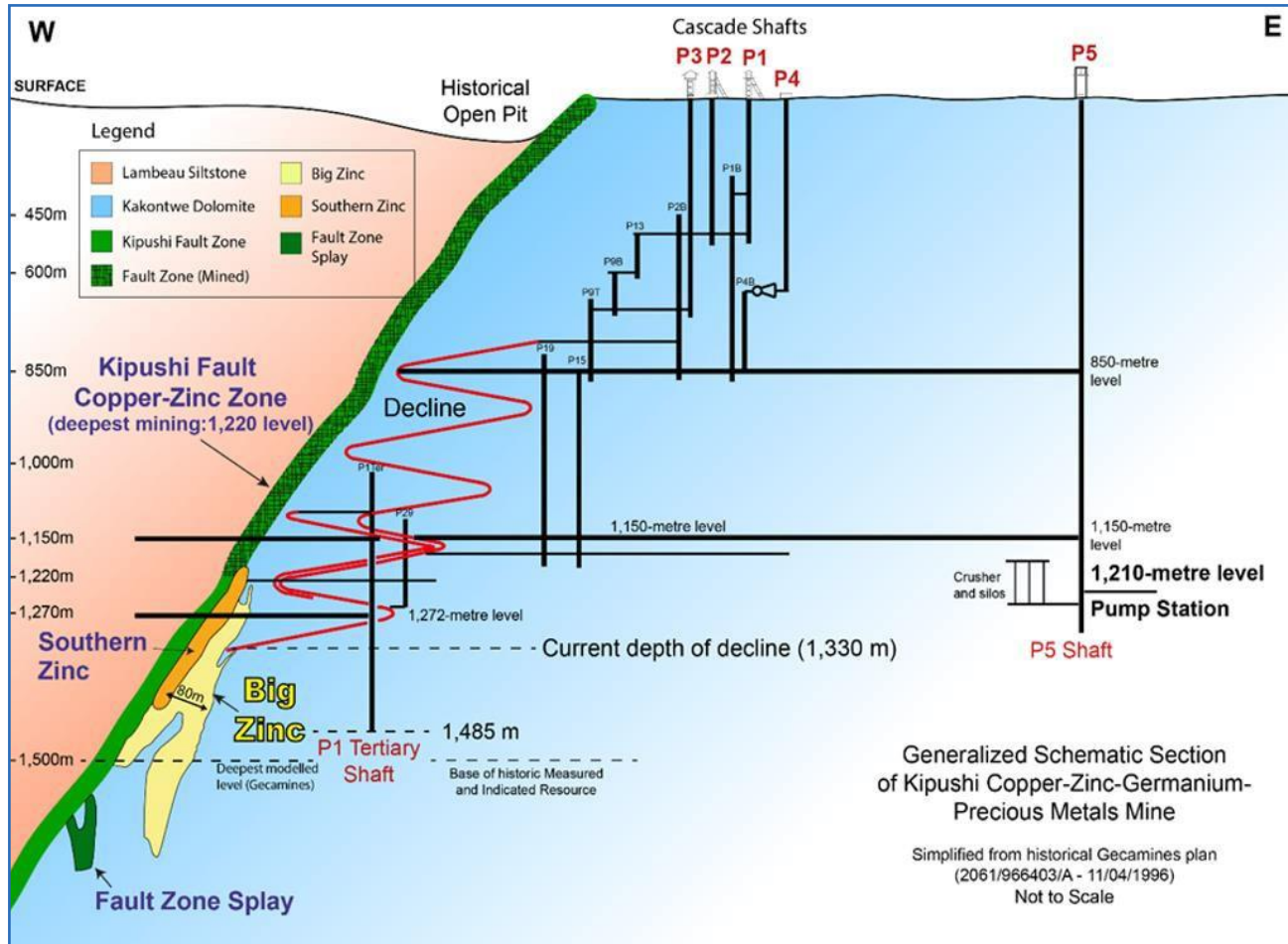
Recently upgraded underground mine with easy access to stopes allows for rapid production ramp-up

Mining at Kipushi historically has been carried out from the surface to a depth of approximately 1,220 metres. Shaft 5 (P5) is planned to be the main production shaft with a maximum hoisting capacity of 1.8 Mtpa and provides the primary access to the lower levels of the mine, including the Big Zinc Zone, through the 1,150-metre haulage level.

Mining will be performed using highly productive, mechanized methods and cemented rock fill will be utilized to fill open stopes. Material generated underground will be trucked to the base of the P5 shaft, crushed and hoisted to surface. Personnel and equipment access also are via

the P5 shaft. The Big Zinc Zone will be accessed via the existing decline, without significant new development required. As the existing decline already is below the first planned stoping level, it is relatively quick to develop the first zinc stopes for the ramp up of mine production.

Figure 4: Schematic section of Kipushi Mine. Shaft 5 (P5) is planned to be the main production shaft with a maximum hoisting capacity of 1.8 Mtpa.



4. Western Foreland Exploration Project

90%- and 100%-owned by Ivanhoe Mines
Democratic Republic of Congo

Ivanhoe's DRC exploration group is targeting Kamao-Kakula-style copper mineralization through a regional exploration and drilling program on its Western Foreland exploration licences, located to the north, south and west of the Kamao-Kakula Mining Complex. Ivanhoe's Western Foreland Exploration Project consists of 17 licences that cover a combined area of approximately 2,550 square kilometres.

Exploration models that successfully led to the discoveries of Kakula, Kakula West, and the Kamao North Bonanza Zone on the Kamao-Kakula joint-venture mining licence are being applied to the extensive Western Foreland land package by the same team of exploration geologists responsible for the previous discoveries.

Exploration drilling in Q4 2021 was focused on wide-scale regional dip sections along the axis of the Western Foreland permits at approximately 10km intervals. The drilling was designed to

provide detailed stratigraphic and structural information ahead of processing and interpreting the geophysical surveys. The drill holes currently are being surveyed with downhole geophysical tools to provide density, conductivity and velocity information.

Surface soil and stream-sediment sampling focused on the southwest permits. 18 stream samples and 462 soil samples were collected during Q4 2021. The mapping of the southwest permits continued, with interpretation ongoing.

Construction of the access spine road across the western permits now has reached a total length of 69 kilometres. Container-based bridges were installed along the entire length of the road to provide all season access to the full extent of the southwest foreland. Some additional wet season access roads were completed to allow additional drilling during the wet season.

Geophysical airborne surveys such as magnetics, gravity and electromagnetics recommenced in Q4 2021. This new geophysical data will enhance the target delineation program for drill testing and soil sampling, as well as provide a better understanding of the structural domains of the area. Magnetics and gravity were completed by the end of the year with the electromagnetic survey and additional gravity survey 46% completed by the end of the year. Ground gravity survey work commenced during Q4 2021 and will be used in conjunction with the airborne gravity to provide increased definition where required.

Ivanhoe's 2022 Western Foreland exploration expenditure is provisionally planned at \$25 million. The main component of this expenditure is exploration drilling, with more than 50,000 metres of shallow (depth of less than 150 metres), air core, reverse circulation and diamond drilling focussed on defining sub-outcrop positions and obtaining bed-rock samples under the Kalahari sand cover. In addition, up to 45,000 metres of deeper regional drilling covering the entire 2,550-square-kilometre land package also is provisionally planned, some of which is dependent upon exploration success.

South Africa-based New Resolution Geophysics conducting an airborne electro-magnetic survey over Ivanhoe's Western Foreland exploration licences in February 2022. The electro-magnetic survey is the last of three geophysical surveys to be completed over the Western Foreland licences, providing geologists with ultra-high resolution data for the 2022 drilling campaign.



SELECTED ANNUAL FINANCIAL INFORMATION

This selected financial information is in accordance with IFRS as presented in the annual consolidated financial statements. Ivanhoe had no operating revenue in any financial reporting period. All operating revenue from commercial production at the Kamo-a-Kakula Mining Complex is recognized within the Kamo-a Holding joint venture. Ivanhoe did not declare or pay any dividend or distribution in any financial reporting period.

	For the year ended December 31,		
	2021	2020	2019
	\$'000	\$'000	\$'000
Share of profit (loss) from joint venture	105,742	(26,799)	(24,821)
Deferred tax (recovery) expense	75,041	(249)	(292)
Loss on fair valuation of embedded derivative liability	(93,700)	—	—
Exploration and project evaluation expenditure	(52,171)	(44,724)	(11,619)
General administrative expenditure	(38,473)	(33,321)	(16,464)
Share-based payments	(20,002)	(16,931)	(10,322)
(Loss) gain on fair valuation of financial asset	(266)	270	(784)
Finance income	102,290	80,755	72,395
Finance costs	(32,891)	(1,703)	(299)
Profit (loss) attributable to:			
Owners of the Company	55,242	(19,877)	(19,223)
Non-controlling interests	(9,930)	(18,715)	7,827
Total comprehensive profit (loss) attributable to:			
Owners of the Company	29,790	(26,076)	27,211
Non-controlling interest	(12,648)	(19,410)	(7,022)
Basic profit (loss) per share	0.05	(0.02)	0.02
Diluted profit (loss) per share	0.05	(0.02)	0.02
Total assets	3,218,206	2,417,091	2,444,722
Non-current liabilities	809,253	57,581	49,716

DISCUSSION OF RESULTS OF OPERATIONS

Review of the year ended December 31, 2021 vs. December 31, 2020

The company recorded total comprehensive income of \$17.1 million for the year ended December 31, 2021, compared to a total comprehensive loss of \$45.5 million for the year ended December 31, 2020. The main contributor to the profit for 2021 was the company's share of the profit from the Kamo-a Holding joint venture.

The Kamo-a-Kakula Mining Complex reached commercial production on July 1, 2021 and sold 94,655 tonnes of payable copper in 2021 realizing revenue of \$831.1 million for the Kamo-a Holding joint venture. The company recognized income in aggregate of \$199.6 million from the joint venture in 2021, which can be summarized as follows:

	Year ended December 31,	
	2021	2020
	\$'000	\$'000
Company's share of profit (loss) from joint venture	105,742	(26,799)
Interest on loan to joint venture	93,892	70,357
Company's income recognized from joint venture	199,634	43,558

The company's share of profit from the Kamoia Holding joint venture was \$105.7 million for the year ended December 31, 2021, compared to a loss of \$26.8 million for the same period in 2020, the breakdown of which is summarized in the following table:

	Year ended December 31,	
	2021	2020
	\$'000	\$'000
Revenue from contract receivables	813,902	–
Remeasurement of contract receivables	17,218	–
Revenue	831,120	–
Cost of sales	(229,516)	–
Gross profit	601,604	–
General and administrative costs	(46,626)	–
Exploration expenses	–	(3,450)
Profit (loss) from operations	554,978	(3,450)
Finance costs	(150,637)	(79,838)
Finance income and other	3,044	5,091
Profit (loss) before taxes	407,385	(78,197)
Current tax expense	(8,289)	(6)
Deferred tax (expense) recovery	(126,026)	16,407
Profit (loss) after taxes	273,070	(61,796)
Non-controlling interest of Kamoia Holding	(59,449)	7,657
Profit (loss) for the period attributable to joint venture partners	213,621	(54,139)
Company's share of profit (loss) from joint venture (49.5%)	105,742	(26,799)

Of the \$150.6 million finance costs recognized in the Kamoia Holding joint venture for 2021, \$133.8 million (2020: \$79.8 million) relates to shareholder loans where each shareholder is required to fund Kamoia Holding in an amount equivalent to its proportionate shareholding interest. Of the remaining finance costs, \$13.5 million relates to the \$300 million advance payment facility and provisional payment facility available under Kamoia-Kakula's offtake agreements, while \$3.3 million relates to the equipment financing facilities.

Exploration and project evaluation expenditure amounted to \$52.2 million for the year ended December 31, 2021 and was \$7.5 million more than for the same period in 2020 (\$44.7 million). Exploration and project evaluation expenditure related to exploration at Ivanhoe's

Western Foreland exploration licences and amounts spent at the Kipushi Project which was on reduced activities and incurred limited cost of a capital nature during 2021 and 2020.

The main classes of expenditure at the Kipushi Project for the year ended December 31, 2021, and for the same period in 2020 are set out in the following table:

	Year ended	
	December 31,	
	2021	2020
	\$'000	\$'000
Kipushi Project		
Salaries and benefits	10,767	15,900
Other expenditure	10,113	9,199
Depreciation	7,325	6,815
Electricity	3,561	3,091
Studies and contracting work	885	1,233
Other additions to property, plant and equipment	1,262	2,665
Total project expenditure	33,913	38,903
<i>Exclude:</i>		
Other additions to property, plant and equipment	(1,262)	(2,665)
Exploration and project evaluation expenditure in the profit (loss) from operating activities	32,651	36,238

Finance income amounted to \$102.3 million for the year ended December 31, 2021, and \$80.8 million for the same period in 2020. Included in finance income is the interest earned on loans to the Kamoia Holding joint venture to fund operations that amounted to \$93.9 million for 2021, and \$70.4 million for 2020. Interest increased as the accumulated loan balance increased.

The company recognized a loss on fair valuation of the embedded derivative financial liability of \$93.7 million for 2021.

With the completion of the stream financing facilities in December 2021, which will fund a large portion of the Platreef Project's Phase 1 capital costs, and supported by the excellent results of the Platreef 2022 FS, it is now deemed probable that future taxable profit will be available from the Platreef Project, against which the unused tax losses and unused tax credits can be utilized. As a result, the company recognized the previously unrecognized deferred tax asset in December 2021, resulting in a deferred tax recovery (income) of \$75.0 million.

The total comprehensive income for 2021, included an exchange loss on translation of foreign operations of \$28.2 million, resulting from the weakening of the South African Rand by 9% from December 31, 2020, to December 31, 2021, compared to an exchange loss on translation of foreign operations recognized for the same period in 2020 of \$6.9 million.

Financial position as at December 31, 2021 vs. December 31, 2020

The company's total assets increased by \$801.1 million, from \$2,417.1 million as at December 31, 2020, to \$3,218.2 million as at December 31, 2021. The main reason for the increase in total assets was the receipt of the net proceeds from the convertible senior notes that closed

on March 17, 2021. The net proceeds from the convertible notes, after deducting the expenses of the offering that related to the host liability of \$10.5 million, was \$564.5 million.

Cash and cash equivalents increased by \$345.4 million, from \$262.8 million as at December 31, 2020, to \$608.2 million as at December 31, 2021 due to the receipt of the convertible note proceeds, as well as the first draw down of the stream facilities in aggregate of \$75 million. The company utilized \$7.1 million of its cash resources in its operations and advanced loans of \$152.7 million to the Kamo Holding joint venture during the twelve months ended December 31, 2021.

The company's total liabilities increased by \$760.6 million to \$841.2 million as at December 31, 2021, from \$80.6 million as at December 31, 2020, with the increase mainly due to the private placement offering of \$575.0 million of 2.50% convertible senior notes described in the company's 2021 Year-End MD&A, as well as the deferred revenue recognized on the stream facility of \$69.6 million after transaction costs. The deferred revenue represents the prepayment for the future sale of refined gold and palladium and platinum to be delivered by the Platreef Project in the future and will be amortized as ounces are delivered to the Stream Purchasers.

The net increase in property, plant and equipment amounted to \$17.6 million, with additions of \$52.7 million to project development and other property, plant and equipment. Of this total, \$49.2 million pertained to development costs and other acquisitions of property, plant and equipment at the Platreef Project.

The main components of the additions to property, plant and equipment – including capitalized development costs – at the Platreef Project for the year ended December 31, 2021, and for the same period in 2020, are set out in the following table:

	Year ended December 31,	
	2021	2020
	\$'000	\$'000
Platreef Project		
Salaries and benefits	11,349	6,096
Shaft 1 changeover and construction	10,750	19,415
Studies and contracting work	10,244	1,381
Administrative and other expenditure	5,943	3,511
Shaft 2 construction works	5,364	34
Site costs	3,379	977
Social and environmental	1,607	723
Infrastructure	–	13
Total development costs	48,636	32,150
Other additions to property, plant and equipment	543	5,511
Total additions to property, plant and equipment for Platreef	49,179	37,661

Costs incurred at the Platreef Project are deemed necessary to bring the project to commercial production and are therefore capitalized as property, plant and equipment.

The company's investment in the Kamoia Holding joint venture increased by \$352.3 million from \$1,289.5 million as at December 31, 2020, to \$1,641.8 million as at December 31, 2021. The company's portion of the Kamoia Holding joint venture cash calls amounted to \$152.7 million for the year ended December 31, 2021, while the company's share of profit from the joint venture amounted to \$105.7 million.

The company's investment in the Kamoia Holding joint venture can be broken down as follows:

	December 31, 2021	December 31, 2020
	\$'000	\$'000
Company's share of net assets of the joint venture	256,260	150,520
Loan advanced to joint venture	1,385,535	1,138,992
Total investment in joint venture	1,641,795	1,289,512

Prior to commencing commercial production in July 2021, the Kamoia Holding joint venture principally used loans advanced to it by its shareholders to advance the Kamoia-Kakula Project through investing in development costs and other property, plant and equipment. This can be evidenced by the movement in the company's share of net assets in the Kamoia Holding joint venture which can be broken down as follows:

	December 31, 2021		December 31, 2020	
	100%	49.5%	100%	49.5%
	\$'000	\$'000	\$'000	\$'000
Assets				
Property, plant and equipment	2,000,818	990,405	1,316,708	651,770
Mineral property	802,021	397,000	802,021	397,000
Trade receivables	198,513	98,264	–	–
Long term loan receivable	197,122	97,575	155,815	77,128
Non-current inventory	190,154	94,126	109,516	54,210
Prepaid expenses	127,328	63,027	114,784	56,818
Indirect taxes receivable	152,099	75,289	91,862	45,472
Consumable stores	94,459	46,757	32,883	16,277
Cash and cash equivalents	22,031	10,905	138,805	68,708
Right-of-use asset	21,161	10,475	24,689	12,221
Current inventory	20,978	10,384	–	–
Deferred tax asset	17,904	8,862	143,891	71,226
Non-current deposits	1 689	836	1,689	836
Liabilities				
Shareholder loans	(2,798,282)	(1,385,149)	(2,300,271)	(1,138,634)
Trade and other payables	(219,475)	(108,640)	(131,167)	(64,927)
Equipment finance facility	(72,296)	(35,787)	(57,556)	(28,490)
Rehabilitation provision	(35,742)	(17,692)	(19,916)	(9,858)
Lease liability	(23,287)	(11,527)	(26,318)	(13,027)
Other provisions	(15,681)	(7,762)	(2,365)	(1,171)
Income taxes payable	(8,265)	(4,091)	–	–
Advance payment facility	(5,117)	(2,533)	–	–
Non-controlling interest	(150,436)	(74,465)	(90,987)	(45,039)
Net assets of the joint venture	517,696	256,260	304,083	150,520

Going forward, all Phase 1 operating costs and the majority of Phase 2 and Phase 3 capital expenditures are expected to be funded from copper sales and facilities in place at Kamoakakula. Cash generated in excess of operational and expansion requirements is expected to be utilized to commence shareholder loan repayments. Based on current market conditions, it is anticipated that shareholder loan repayments from Kamoakakula will commence in 2022.

The Kamoakakula Holding joint venture completed the draw-down of EUR 45 million (approximately \$56 million) of the equipment financing and \$9 million of the down-payment facilities in late December 2020. Additional drawdowns on the equipment financing of EUR 22.7 million were made in 2021 bringing the total amount drawn to EUR 67.2 million (approximately \$76.1 million) at December 31, 2021. The equipment finance is secured only by the equipment that is being financed and has an effective interest rate of 8.96%. The down-payment facility is unsecured and has an effective interest rate of 11.58%.

The Kamoakakula Holding joint venture's net increase in property, plant and equipment from December 31, 2020, to December 31, 2021, amounted to \$684.1 million and can be further broken down as follows:

	Year ended December 31,	
	2021	2020
	\$'000	\$'000
Kamoa Holding joint venture		
Initial capital	344,176	542,472
Expansion capital	329,804	–
Sustaining capital	15,792	–
Total development costs	689,772	542,472
Borrowing costs capitalised	55,812	62,350
Total additions to property, plant and equipment for Kamoa Holding	745,584	604,822
Less depreciation, disposals and foreign exchange translation	(61,474)	(15,105)
Net increase in property, plant and equipment of Kamoa Holding	684,110	589,717

SELECTED QUARTERLY FINANCIAL INFORMATION

The following table summarizes selected financial information for the prior eight quarters. Ivanhoe had no operating revenue in any financial reporting period. All revenue from commercial production at the Kamoa-Kakula Mining Complex is recognized within the Kamoa Holding joint venture. Ivanhoe did not declare or pay any dividend or distribution in any financial reporting period.

	Three months ended			
	December 31,	September 30,	June 30,	March 31,
	2021	2021	2021	2021
	\$'000	\$'000	\$'000	\$'000
Share of profit (loss) from joint venture	78,391	41,404	(9,960)	(4,093)
Deferred tax recovery (expense)	74,069	(50)	978	44
Finance income	27,978	26,437	25,095	22,780
(Loss) gain on fair valuation of financial liability	(88,500)	54,900	(85,700)	25,600
Exploration and project evaluation expenditure	(15,800)	(15,677)	(11,972)	(8,722)
General administrative expenditure	(10,658)	(6,731)	(13,165)	(7,919)
Finance costs	(10,539)	(10,451)	(10,110)	(1,791)
Share-based payments	(7,490)	(5,117)	(4,068)	(3,327)
Profit (loss) attributable to:				
Owners of the Company	45,833	89,806	(104,452)	24,055
Non-controlling interests	2,333	(4,456)	(4,161)	(3,646)
Total comprehensive income (loss) attributable to:				
Owners of the Company	29,774	72,470	(92,793)	20,339
Non-controlling interest	632	(6,277)	(2,901)	(4,102)
Basic profit (loss) per share	0.04	0.07	(0.09)	0.02
Diluted profit (loss) per share	0.04	0.07	(0.09)	0.02

	Three months ended			
	December 31,	September 30,	June 30,	March 31,
	2020	2020	2020	2020
		\$'000	\$'000	\$'000
Finance income	21,032	20,241	18,672	20,810
Exploration and project evaluation expenditure	(13,754)	(9,972)	(9,018)	(11,980)
Share of loss from joint venture	(6,151)	(7,323)	(6,597)	(6,728)
General administrative expenditure	(6,973)	(4,868)	(7,464)	(14,016)
Share-based payments	(4,824)	(4,250)	(4,180)	(3,677)
Finance costs	(1,464)	(69)	(70)	(100)
Deferred tax (expense) recovery	(356)	(201)	(98)	406
Profit (loss) attributable to:				
Owners of the Company	(5,463)	(901)	(4,341)	(9,172)
Non-controlling interests	(5,447)	(4,423)	(3,928)	(4,917)
Total comprehensive income (loss) attributable to:				
Owners of the Company	33,170	3,032	3,458	(65,736)
Non-controlling interest	(1,349)	(4,049)	(3,123)	(10,889)
Basic profit (loss) per share	0.00	(0.00)	(0.00)	(0.01)
Diluted profit (loss) per share	0.00	(0.00)	(0.00)	(0.01)

Review of the three months ended December 31, 2021 vs. December 31, 2020

The company recorded a profit for Q4 2021 of \$48.2 million compared to a loss of \$10.9 million for the same period in 2020, with the company's share of the profit from the Kamo Holding

joint venture being a key contributor to the Q4 2021 profit. The total comprehensive income for Q4 2021 was \$30.4 million compared to \$31.8 million for Q4 2020.

The Kamo-a-Kakula Mining Complex sold 53,165 tonnes of payable copper in Q4 2021 realizing revenue of \$488.5 million for the Kamo-a Holding joint venture. The company recognized income in aggregate of \$103.9 million from the joint venture in Q4 2021, which can be summarized as follows:

	Three months ended December 31,	
	2021	2020
	\$'000	\$'000
Company's share of profit (loss) from joint venture	78,391	(6,151)
Interest on loan to joint venture	25,520	19,712
Company's income recognized from joint venture	103,911	13,561

The company's share of profit from the Kamo-a Holding joint venture was \$78.4 million in Q4 2021 compared to a loss of \$6.2 million in Q4 2020. The following table summarizes the company's share of profit (loss) of the joint venture for the three months ended December 31, 2021, and for the same period in 2020:

	Three months ended December 31,	
	2021	2020
	\$'000	\$'000
Revenue from contract receivables	458,880	–
Remeasurement of contract receivables	29,656	–
Revenue	488,536	–
Cost of sales	(130,853)	–
Gross profit	357,683	–
General and administrative costs	(9,926)	–
Exploration expenses	–	3,729
Profit (loss) from operations	347,757	3,729
Finance costs	(55,610)	(21,278)
Finance income and other	(43)	1,247
Profit (loss) before taxes	292,104	(16,302)
Current tax expense	(4,717)	(2)
Deferred tax (expense) recovery	(88,530)	2,644
Profit (loss) after taxes	198,857	(13,660)
Non-controlling interest of Kamo-a Holding	(40,490)	1,234
Profit (loss) for the period attributable to joint venture partners	158,367	(12,426)
Company's share of profit (loss) from joint venture (49.5%)	78,391	(6,151)

Of the \$55.6 million finance costs recognized in the Kamoia Holding joint venture for Q4 2021, \$45.7 million (Q4 2020: \$21.3 million) relates to shareholder loans where each shareholder funded Kamoia Holding in an amount equivalent to its proportionate shareholding interest. Of the remaining finance costs, \$8.0 million relates to the \$300 million advance payment facility and the provisional payment facility available under Kamoia's offtake agreements and \$1.8 million relates to the equipment financing facilities.

The company recognized a loss on fair valuation of the embedded derivative financial liability of \$88.5 million for Q4 2021. Finance cost increased from \$1.5 million for Q4 2020 to \$10.5 million for the same period in 2021, \$10.2 million of which related to the interest on the convertible notes at the effective interest rate.

With the completion of the stream financing facilities in December 2021, which will fund a large portion of the Platreef Project's Phase 1 capital costs, and supported by the excellent results of the Platreef 2022 FS, it is now deemed probable that future taxable profit will be available from the Platreef Project, against which the unused tax losses and unused tax credits can be utilised. As a result, the company recognized the previously unrecognized deferred tax asset in Q4 2021, resulting in a deferred tax recovery (income) of \$75.0 million in the period.

Finance income for Q4 2021 amounted to \$28.0 million and was \$7.0 million more than for the same period in 2020 (\$21.0 million). Included in finance income is the interest earned on loans to the Kamoia Holding joint venture to fund operations that amounted to \$25.5 million for Q4 2021, and \$19.7 million for the same period in 2020, and increased as the accumulated loan balance increased.

Exploration and project evaluation expenditure amounted to \$15.8 million in Q4 2021 and \$13.8 million for the same period in 2020. Exploration and project evaluation expenditure related to exploration at Ivanhoe's Western Foreland exploration licences and amounts spent at the Kipushi Project which was on reduced activities and incurred limited cost of a capital nature during these periods. The main classes of expenditure at the Kipushi Project in Q4 2021 and Q4 2020 are set out in the following table:

	Three months ended	
	December 31,	
	2021	2020
	\$'000	\$'000
Kipushi Project		
Other expenditure	3,200	3,375
Salaries and benefits	3,565	5,576
Depreciation	1,802	1,883
Electricity	918	143
Studies and contracting work	481	–
Other additions to property, plant and equipment	923	1,384
Total project expenditure	10,889	12,361
<i>Exclude:</i>		
Other additions to property, plant and equipment	(923)	(1,384)
Exploration and project evaluation expenditure in the profit (loss) from operating activities	9,966	10,977

LIQUIDITY AND CAPITAL RESOURCES

The company had \$608.2 million in cash and cash equivalents as at December 31, 2021. At this date, the company had consolidated working capital of approximately \$654.8 million, compared to \$308.0 million as at December 31, 2020.

The Platreef Project entered into a gold, palladium and platinum stream financing in December 2021 that will fund a large portion of the Phase 1 capital costs. The stream facilities are a prepaid forward sale of refined metals, with prepayments totalling \$300 million, available in two tranches with the first prepayment of \$75 million received in December 2021 following the closing of the transaction and \$225 million to be paid upon satisfaction of certain conditions precedent.

The company's main objectives for 2022 at the Platreef Project are the continued development of the project towards the completion of its first phase currently scheduled for Q3 2024, as well as the continuation of the construction of the Shaft 2 headframe to allow optionality for possibly bringing Phase 2 forward. At Kipushi, with the finalization of the feasibility study and the development plan agreed, Ivanhoe expects to proceed with the ordering of long-lead equipment and other construction activities once the revised joint venture agreement is signed and financing arrangements are in place. With first production achieved at the Kamo-a-Kakula Mining Complex and construction of the Phase 2 concentrator expansion expected to be complete in April 2022, the focus at Kamo-a-Kakula will be operational efficiency and de-bottlenecking the Phase 1 and 2 operations, as well as progressing the Phase 3 expansion.

The company has forecast to spend \$168 million on further development at the Platreef Project; \$80 million on development at the Kipushi Project; and \$35 million on corporate overheads for 2022. Exploration activities at the Western Foreland exploration project in the DRC and other targets will continue in 2022 with an initial budget of \$32 million.

At the Kamo-a Holding joint venture, all operating costs and the majority of Phase 2 and Phase 3 capital expenditures are expected to be funded from copper sales and facilities in place at Kamo-a.

The planned capital expenditure for 2022 can be broken down as follows:

Capital expenditure	2022
	\$'000
Platreef Project	
Initial capital (Phase 1)	142,953
Expansion capital (Phase 2)	25,209
	168,162
Kipushi Project	
Initial capital	79,621
	79,621
Kamo-a-Kakula Mining Complex ⁽¹⁾	
Phase 2 and other expansion capital	469,216
Phase 3 and smelter early works ⁽²⁾	222,213
Sustaining capital	83,406
	774,834

Notes: ⁽¹⁾ Amounts in the above table for the Kamo-a-Kakula Mining Complex are on a 100%-project basis. ⁽²⁾ The amount for phase 3 and smelter early works are initial budgets only and will be augmented on completion of the updated pre-feasibility study expected in Q3 2022.

On March 17, 2021, the company closed a private placement offering of \$575 million of 2.50% convertible senior notes maturing in 2026. The convertible senior notes are senior unsecured obligations of the company which will accrue interest payable semi-annually in arrears at a rate of 2.50% per annum and will mature on April 15, 2026, unless earlier repurchased, redeemed or converted. The notes will be convertible at the option of holders, prior to the close of business on the business day immediately preceding October 15, 2025, only under certain circumstances and during certain periods, and thereafter, at any time until the close of business on the second scheduled trading day immediately preceding the maturity date. Upon conversion, the notes may be settled, at the company's election, in cash, common shares or a combination thereof. The carrying value of the host liability was \$437.4 million and the fair value of the embedded derivative liability was \$244.2 million as at December 31, 2021.

The company has an implied commitment in terms of spending on work programs submitted to regulatory bodies to maintain the good standing of exploration and exploitation permits at its mineral properties. The following table sets forth the company's long-term obligations:

Contractual obligations as at December 31, 2021	Payments Due By Period				
	Total \$'000	Less than 1 year \$'000	1-3 years \$'000	4-5 years \$'000	After 5 years \$'000
Convertible notes	578,033	3,033	-	575,000	-
Debt	39,462	-	-	4,351	35,111
Lease commitments	1,121	175	946	-	-
Total contractual obligations	618,616	3,208	946	579,351	35,111

Debt in the above table represents the mortgage bond owing to Citibank and loan payable to ITC Platinum Development Limited, as described above.

The company is required to fund its Kamo-a Holding joint venture in an amount equivalent to its proportionate shareholding interest.

NON-GAAP FINANCIAL PERFORMANCE MEASURES

Kamo-a-Kakula's C1 cash costs and C1 cash costs per pound

C1 cash costs and C1 cash costs per pound are non-GAAP financial measures. These are disclosed to enable investors to better understand the performance of the Kamo-a-Kakula Mining Complex in comparison to other copper producers who present results on a similar basis.

C1 cash costs are prepared on a basis consistent with the industry standard definitions by Wood Mackenzie cost guidelines but are not measures recognized under IFRS. In calculating the C1 cash cost, the costs are measured on the same basis as the company's share of profit from the Kamo-a Holding joint venture that is contained in the financial statements. C1 cash costs are used by management to evaluate operating performance and include all direct mining, processing, and general and administrative costs. Smelter charges and freight

deductions on sales to final port of destination, which are recognized as a component of sales revenues, are added to C1 cash cost to arrive at an approximate cost of finished metal. C1 cash costs and C1 cash costs per pound, exclude royalties and production taxes and non-routine charges as they are not direct production costs.

Reconciliation of Kamo-Kakula's cost of sales to C1 cash costs, including on a per pound basis:

	Kamo-Kakula Three months ended December 31, 2021 \$'000	Kamo-Kakula Year ended December 31, 2021 \$'000
Cost of sales	130,853	229,516
Logistics, treatment and refining charges	48,054	85,969
General and administrative expenditure	9,926	44,191
Royalties and production taxes	(32,545)	(57,682)
Depreciation	(11,443)	(35,504)
Movement in finished goods inventory	3,685	3,971
General and administrative expenditure of other group entities	281	(130)
C1 cash costs	148,811	270,331
Cost of sales per pound of payable copper sold (\$ per lb)	1.12	1.10
C1 cash costs per pound of payable copper produced (\$ per lb)	1.28	1.32

All figures above are on a 100% basis.

EBITDA

EBITDA is a non-GAAP financial measure, which excludes income tax, finance costs, finance income and depreciation from net profit.

Ivanhoe believes that Kamo-Kakula's EBITDA is a valuable indicator of the Kamo-Kakula Mining Complex's ability to generate liquidity by producing operating cash flow to fund its working capital needs, service debt obligations, fund capital expenditures and distribute cash to its shareholders. EBITDA also is frequently used by investors and analysts for valuation purposes. EBITDA is intended to provide additional information to investors and analysts and does not have any standardized definition under IFRS and should not be considered in isolation or as a substitute for measures of performance prepared in accordance with IFRS. EBITDA excludes the impact of cash costs of financing activities and taxes, and the effects of changes in operating working capital balances, and therefore are not necessarily indicative of operating profit or cash flow from operations as determined under IFRS. Other companies may calculate EBITDA differently.

Reconciliation of profit and loss to EBITDA:

	Three months ended		Year ended	
	December 31,		December 31,	
	2021	2020	2021	2020
	\$'000	\$'000	\$'000	\$'000
Profit (loss) after taxes	198,857	(13,660)	273,070	(61,796)
Finance costs	55,610	21,278	150,637	79,838
Finance income	(1,538)	(1,151)	(5,129)	(5,141)
Current and deferred tax expense	93,247	(2,642)	134,315	(16,401)
Depreciation	11,443	-	35,518	-
EBITDA	357,619	3,825	588,411	(3,500)

All figures above are for the Kamoia Holding joint venture on a 100% basis.

This news release should be read in conjunction with Ivanhoe Mines' audited 2021 Financial Statements and Management's Discussion and Analysis report available at www.ivanhoemines.com and at www.sedar.com.

Qualified Persons and NI 43-101 Technical Reports

Disclosures of a scientific or technical nature regarding the revised capital expenditure and development scenarios at the Kamoia-Kakula Project in this news release have been reviewed and approved by Steve Amos, who is considered, by virtue of his education, experience and professional association, a Qualified Person under the terms of NI 43-101. Mr. Amos is not considered independent under NI 43-101 as he is the Head of the Kamoia Project. Mr. Amos has verified the technical data disclosed in this news release.

Other disclosures of a scientific or technical nature in this news release have been reviewed and approved by Stephen Torr, who is considered, by virtue of his education, experience and professional association, a Qualified Person under the terms of NI 43-101. Mr. Torr is not considered independent under NI 43-101 as he is the Vice President, Geosciences. Mr. Torr has verified the other technical data disclosed in this news release.

Ivanhoe has prepared a current, independent, NI 43-101-compliant technical report for each of the Kipushi Project and the Kamoia-Kakula Project, which are available under the company's SEDAR profile at www.sedar.com:

- The Kamoia-Kakula Integrated Development Plan 2020 dated October 13, 2020, prepared by OreWin Pty Ltd., China Nerin Engineering Co., Ltd., DRA Global, Epoch Resources, Golder Associates Africa, KGHM Cuprum R&D Centre Ltd., Outotec Oyj, Paterson and Cooke, Stantec Consulting International LLC, SRK Consulting Inc., and Wood plc., covering the company's Kamoia-Kakula Project; and
- The Kipushi 2022 Feasibility Study dated February 14, 2022, prepared by OreWin Pty Ltd., MSA Group (Pty) Ltd., SRK Consulting (South Africa) (Pty) Ltd, and METC Engineering, covering the company's Kipushi Project.

Ivanhoe also has prepared and filed a technical report for the Platreef Project:

- The Platreef Integrated Development Plan 2020 dated December 6, 2020, prepared by OreWin Pty Ltd., Wood plc (formerly Amec Foster Wheeler), SRK Consulting Inc., Stantec Consulting International LLC, DRA Global, and Golder Associates Africa, covering the company's Platreef Project.

A new current technical report for the Platreef Project including disclosures regarding the Platreef 2022 FS will be filed on SEDAR at www.sedar.com within the time required under NI 43-101.

These technical reports include relevant information regarding the effective dates and the assumptions, parameters and methods of the mineral resource estimates on the Platreef Project, the Kipushi Project and the Kamoakakula Project cited in this news release, as well as information regarding data verification, exploration procedures and other matters relevant to the scientific and technical disclosure contained in this news release in respect of the Platreef Project, Kipushi Project and Kamoakakula Project.

Information contacts

Investors

Bill Trenaman +1.604.331.9834

Media

Matthew Keevil +1.604.558.1034

Website www.ivanhoemines.com

Forward-looking statements

Forward-looking statements

Certain statements in this news release constitute “forward-looking statements” or “forward-looking information” within the meaning of applicable securities laws. Such statements and information involve known and unknown risks, uncertainties and other factors that may cause the actual results, performance or achievements of the company, its projects, or industry results, to be materially different from any future results, performance or achievements expressed or implied by such forward-looking statements or information. Such statements can be identified by the use of words such as “may”, “would”, “could”, “will”, “intend”, “expect”, “believe”, “plan”, “anticipate”, “estimate”, “scheduled”, “forecast”, “predict” and other similar terminology, or state that certain actions, events or results “may”, “could”, “would”, “might” or “will” be taken, occur or be achieved. These statements reflect the company's current expectations regarding future events, performance and results and speak only as of the date of this news release.

Such statements include without limitation, the timing and results of: (i) statements regarding Kamoakakula's costs expected to trend downward as the Phase 2 concentrator plant is commissioned and the mine's fixed operating costs are spread over increased copper production; (ii) statements regarding Kamoakakula's Phase 2 concentrator plant is on track to begin operations in April 2022, which will see a doubling of Kamoakakula's nameplate milling throughput to 7.6 million tonnes of ore per annum (Mtpa); (iii) statements regarding the expected increase in processing capacity resulting from the planned de-bottlenecking program and the cost thereof; (iv) statements regarding copper production from Kamoakakula's first two phases are projected to exceed 450,000 tonnes per year by Q2 2023; (v) statements regarding the expectation that the majority of Kamoakakula's expansion capital expenditures on Phase 2 and Phase 3 will be funded from copper sales and facilities in place at Kamoakakula; (vi) statements that based on current market conditions, it is anticipated that shareholder loan repayments from Kamoakakula will commence in 2022; (vii) statements regarding Ivanhoe's 2022 Western Foreland exploration expenditure is provisionally planned at \$25 million and that the main component of this expenditure is exploration drilling, with more than 50,000 metres of shallow (depth of

less than 150 metres), air core, reverse circulation and diamond drilling as well as up to an additional 45,000 metres of deeper regional drilling covering the entire 2,550-square-kilometre land package, some of which is dependent upon exploration success; (viii) statements regarding the planned resumption of commercial production at Kipushi based on a two-year construction timeline; (ix) statements regarding a third, significantly larger concentrator is being designed for Kamoia-Kakula and is expected to be commissioned in Q4 2024 and is expected to be fed from a combination of the established mine at Kansoko Sud, together with the new mines at Kamoia 1 and Kamoia 2; (x) statements regarding an updated pre-feasibility study, including the Phase 3 expansion, is expected in Q3 2022; (xi) statements regarding relatively minor modifications to the Kamoia-Kakula Phase 1 concentrator that is expected to increase ore throughput from the current design of 475 tonnes per hour to 580 tonnes per hour; (xii) statements regarding Turbine 5 is expected to produce 162 MW of renewable hydropower, providing the Kamoia-Kakula Copper Complex and the planned, associated smelter with abundant, sustainable electricity for future expansions; (xiii) statements regarding Kamoia-Kakula aiming to become the first net-zero carbon emitter among the top-tier copper mines by electrifying its mining fleet with state-of-the-art equipment powered by electric batteries or hydrogen fuel cells and that the mine plans to introduce them into its mining fleet as soon as they become commercially available; (xiv) statements regarding production guidance of between 290,000 and 340,000 tonnes of contained copper in concentrate for 2022 from the Kamoia-Kakula Mining Complex; (xv) statements regarding cash cost guidance of between \$1.20 to \$1.40 per pound for 2022 from the Kamoia-Kakula Mining Complex; (xvi) statements regarding cost of sales per pound of payable copper sold and C1 cash costs per pound of payable copper produced expected to trend downward as the Phase 2 concentrator plant is commissioned and the mine's fixed operating costs are spread over increased copper production; (xvii) statements regarding new independent feasibility study for the Platreef Project and statements confirming the viability of a new phased development pathway to fast-track Platreef into production by Q3 2024; (xviii) statements regarding the senior debt facility for the Platreef Project including that it is anticipated to be used only after the stream facilities are fully drawn; (xix) statements regarding the changeover construction at Platreef Shaft 1 being on schedule for commencement of rock hoisting early in 2022; (xx) statements that Platreef's shaft will be equipped with two cages on top of two 12.5-tonne skips with hoisting capacity of 1 million tonnes per year and that an amended configuration does not require the cage to be interchanged mid-shift, thereby increasing the hoisting time during the initial phase of mining; (xxi) statements regarding Shaft equipping at Platreef being on track to be completed by the end of March 2022; (xxii) statements regarding the first blast on the 950-metre level at Platreef's shaft 1 is anticipated in April 2022; (xxiii) statements regarding Platreef's shaft 2 eight civil lifts to be constructed, including a ventilation plenum and personnel access tunnel, is targeted for completion in May 2022; (xxiv) statements regarding the water requirement at Platreef for the Phase 1 operation is projected to peak at approximately three million litres per day, which will then increase to nine million litres per day once the Phase 2 expansion is complete; (xxv) statements regarding Ivanplats purchasing the treated wastewater from the Masodi Treatment Works at a reduced rate of R5 per thousand litres; (xxvi) statements that arrangements are underway to re-commence the construction works of the Masodi Treatment Works in Q3 2022 and that it will take approximately 18 months; (xxvii) statements regarding implementation of the Platreef Project's second Social and Labour Plan (SLP); (xxviii) statements regarding equipping of the Platreef's permanent training academy is continuing, with the official launch being planned for 2022; (xxix) statements regarding the new agreement signed between Kipushi Holding and Gécamines to return the ultra-high-grade Kipushi Mine back to commercial production; (xxx) statements that Kipushi Holding will continue to fund the Kipushi Project with the shareholder loan and/or procure financing from third parties for the development of the project; (xxxi) statements regarding 50 boreholes of potable water are planned to be drilled around the Kipushi district over five years, to reach areas not served by the current distribution reticulation; and (xxxii) statements regarding the main objectives for 2022, the 2022 budget and the planned capital expenditure for 2022.

As well, all of the results of the feasibility study for the Kakula copper mine, the Kakula-Kansoko 2020 pre-feasibility study and the updated and expanded Kamoia-Kakula Project preliminary economic assessment, the Platreef 2022 feasibility study, the Platreef 2020 preliminary economic assessment, the pre-feasibility study of the Kipushi Project, and the Kipushi 2022 feasibility study, constitute forward-

looking statements or information, and include future estimates of internal rates of return, net present value, future production, estimates of cash cost, proposed mining plans and methods, mine life estimates, cash flow forecasts, metal recoveries, estimates of capital and operating costs and the size and timing of phased development of the projects.

Furthermore, with respect to this specific forward-looking information concerning the operation and development of the Kamoakakula, Platreef and Kipushi projects, the company has based its assumptions and analysis on certain factors that are inherently uncertain. Uncertainties include: (i) the adequacy of infrastructure; (ii) geological characteristics; (iii) metallurgical characteristics of the mineralization; (iv) the ability to develop adequate processing capacity; (v) the price of copper, nickel, zinc, platinum, palladium, rhodium and gold; (vi) the availability of equipment and facilities necessary to complete development; (vii) the cost of consumables and mining and processing equipment; (viii) unforeseen technological and engineering problems; (ix) accidents or acts of sabotage or terrorism; (x) currency fluctuations; (xi) changes in regulations; (xii) the compliance by joint venture partners with terms of agreements; (xiii) the availability and productivity of skilled labour; (xiv) the regulation of the mining industry by various governmental agencies; (xv) the ability to raise sufficient capital to develop such projects; (xvi) changes in project scope or design; (xvii) recoveries, mining rates and grade; (xviii) political factors; (xix) water inflow into the mine and its potential effect on mining operations, and (xx) the consistency and availability of electric power.

This news release also contains references to estimates of Mineral Resources and Mineral Reserves. The estimation of Mineral Resources is inherently uncertain and involves subjective judgments about many relevant factors. Estimates of Mineral Reserves provide more certainty but still involve similar subjective judgments. Mineral Resources that are not Mineral Reserves do not have demonstrated economic viability. The accuracy of any such estimates is a function of the quantity and quality of available data, and of the assumptions made and judgments used in engineering and geological interpretation (including estimated future production from the company's projects, the anticipated tonnages and grades that will be mined and the estimated level of recovery that will be realized), which may prove to be unreliable and depend, to a certain extent, upon the analysis of drilling results and statistical inferences that ultimately may prove to be inaccurate. Mineral Resource or Mineral Reserve estimates may have to be re-estimated based on: (i) fluctuations in copper, nickel, zinc, platinum group elements (PGE), gold or other mineral prices; (ii) results of drilling; (iii) metallurgical testing and other studies; (iv) proposed mining operations, including dilution; (v) the evaluation of mine plans subsequent to the date of any estimates and/or changes in mine plans; (vi) the possible failure to receive required permits, approvals and licences; and (vii) changes in law or regulation.

Forward-looking statements and information involve significant risks and uncertainties, should not be read as guarantees of future performance or results and will not necessarily be accurate indicators of whether or not such results will be achieved. A number of factors could cause actual results to differ materially from the results discussed in the forward-looking statements or information, including, but not limited to, the factors discussed below and under "Risk Factors", and elsewhere in this news release, as well as unexpected changes in laws, rules or regulations, or their enforcement by applicable authorities; the failure of parties to contracts with the company to perform as agreed; social or labour unrest; changes in commodity prices; and the failure of exploration programs or studies to deliver anticipated results or results that would justify and support continued exploration, studies, development or operations.

Although the forward-looking statements contained in this news release are based upon what management of the company believes are reasonable assumptions, the company cannot assure investors that actual results will be consistent with these forward-looking statements. These forward-looking statements are made as of the date of this news release and are expressly qualified in their entirety by this cautionary statement. Subject to applicable securities laws, the company does not assume any obligation to update or revise the forward-looking statements contained herein to reflect events or circumstances occurring after the date of this news release.

The company's actual results could differ materially from those anticipated in these forward-looking statements as a result of the factors set forth below in the "Risk Factors" section in the company's 2021 Year-End MD&A.